



Herman Miller Group

Europe Ancillary Offer

INCLUDING

Design Within Reach

Geiger

Hay

Herman Miller

naughtone

Herman Miller Group offers a diverse choice of Ancillary furniture to enhance modern work environments, enabling you to curate unique and beautiful spaces, with the quality and performance you would expect.

Our family of brands brings together pieces from Design Within Reach, Geiger, Hay, Herman Miller & naughtone, providing a compelling range of lounge seating, side chairs, stools, tables of all sizes and accessories, in a wide variety of stunning contemporary finishes and materials.

This tool enables you to hand pick furniture across our range to help you design inspiring spaces with ease. This tool includes brands from our family; Design Within Reach, Geiger, Hay, Herman Miller & naughtone.

Symbol Key



CAD Files



Web Link



Home Return

Product Categories



Lounge Chairs



Sofas and Benches



Side Chairs




Stools



Tables



Café and Occasional
Tables



Storage



Lounge Chairs



About A Lounge



Always Lounge



Anchor Lounge



Bernard



Bevel Lounge Chair




Bolster Lounge Chair



Brabo Lounge Chair



Bumper Chair



Busby Chair



Can 1 Seater



Cloud Chair



Clyde Club Chair



ColourForm Lounge Chair



Crosshatch Chair and Ottoman



Dapper



Dorso



Fiji Lounge Chair



Hatch Modular Seating



Hee Lounge



Hush Lounge Chair




Jetty Lounge Chair



Lina Swivel Chair



Lispenard Lounge Chair




Oasis Tub Chair



Palissade Lounge




Portion Lounge Chair



Public Office Landscape




Pullman Chair



Reframe Lounge Seating




Rolled Arm Lounge Chair




Saiba Lounge Chair and Ottoman



Scissor Chair




Setu Lounge Chair and Ottoman



Sled Chair



Soft Edge Lounge



Striad Lounge Chair and Ottoman

Next Page →



Lounge Chairs



Swoop Lounge



Symbol Modular Seating



Tuxedo Lounge Chair



Uchiwa



U-Series Chair




Viv Highback Lounge



Viv Lounge



Wireframe Lounge Chair



Wood Base Lounge Chair



About A Lounge

Designed by Hee Welling

The About A Lounge Chair has a compact body with shaped armrests. In line with the rest of the series, the sculpted design has been kept simple, with nothing left to chance. It is available in a low-backed version with a more intimate expression or a high-backed version with an open, spacious composition. The high-backed About A Lounge Chair is designed to create a cohesive look with the matching About an Ottoman, but it also functions perfectly on its own. The wide choice of cushions, legs and upholsteries mean you can configure unique combinations that fit a variety of public and private contexts. Optional seat cushion mounted with Velcro.



Dimensions

AAL03 H320 x W660 x D500 mm
AAL81 H810 x W760 x D730 mm
AAL82 H810 x W760 x D730 mm
AAL83 H810 x W760 x D730 mm
AAL91 H1010 x W880 x D820 mm
AAL92 H1010 x W880 x D820 mm
AAL93 H1010 x W880 x D820 mm

Featured Products

[Mags Soft Sofa](#)

HAY



Always Lounge

An easy form for an easy chair; the Always Lounge hides its complexity well.

A combination of shapes has created its relaxed form, allowing it to look great from all angles. The Always Lounge is completely customisable offering a wealth of upholstery options, working extremely well in hotels, the workplace, break out zones and public spaces.

- Moulded foam on a steel frame core.
- Meticulously upholstered.

Dimensions

Lounge Chair H930 x W790 x D800 mm

Rocker Chair H930 x W790 x D815 mm

35 Day Lead Time

Featured Products

[Ali Table](#)

naughtone



Anchor Lounge

Inspired by the twisting of wooden planks in traditional boathouses, Anchor's subtle and somewhat understated design is characterised by its wide base and sweeping curves integrated into the back.

A collection of contemporary and classic fabric choices, with either wooden or metallic base frames, enable the individuality and character of each piece within the Anchor family to either make a visual statement or blend seamlessly with its environment.



Dimensions

High Back H950 x W780 x D770 mm

Armchair H810 x W780 x D700 mm

Compact Chair H830 x W680 x D700 mm

40 Day Lead Time

Featured Products

[Swoop Tables](#)



Bernard

Designed by Shane Schneck

With the objective of creating a new and affordable design classic with a modern appeal to last future generations, Shane Schneck's Bernard explores the easy-chair genre within a contemporary context. The juxtaposition of a solid-wood frame with a visually light cover creates a unique relationship between the two components, resulting in a comfortable and durable chair with a distinctive design language. The frame is crafted in solid oak or beech with different finishes, and the slip-on cover is available in leather or industrial-strength marine canvas.



Dimensions

H730 x W770 x D620 mm



Bevel Lounge Chair

Designed by BassamFellows

The Bevel Sofa Group distills the idea of lounge seating into its essential form. Carefully proportioned and featuring a sharp, clean silhouette, the series offers simplicity and comfort with a slight edge. Its name refers to the shape sliced into the backrest: an angle that provides built-in lumbar support. Combined with multiple layers of fibre and down within the seat and top cushions, the design promotes a soft, pliable place to lounge while still offering support for sitting upright.

The inviting, versatile series performs as an elegant building block suited for small and large spaces. Models include sofa, settee, and club chair. Additional pieces – a chaise, corner unit, single seat, settees that curve inside and outside, and ottomans in both square and round dimensions – can be grouped to form expansive seating areas. Available in a selection of textiles and leather options.

Dimensions

Club Chair H711 x W838 x D762 mm

Ottoman H457 x W737 x D737 mm

60 Day Lead Time



Bolster Lounge Chair

Designed by BassamFellows

Inviting, versatile, and thoughtfully scaled, the Bolster Sofa Group delivers the relaxed comfort desired in a residential sofa, with a structure that holds up to contract use. Naming the series after bolster cushions – long, horizontal pillows – BassamFellows used the concept of layers to achieve this balance. Within the seat, multiple types of foam offer exceptional support. On the surface, a slim, pliable seat cushion adds softness, lending a loose, laid-back look to the range of available upholstery options.

Appropriate for both residential and commercial use, the flexible Bolster series is available as a sofa, club chair, and settee, along with corner and chaise lounge units and an ottoman, in an array of textile and leather options.

Dimensions

Club Chair H737 x W915 x D813 mm

Ottoman H457 x W813 x D813 mm

60 Day Lead Time



Brabo Lounge Chair

Designed by Vincent Van Duysen

Brabo Lounge Seating evokes all the warmth and heritage of age-old craftsmanship with an architect's eye for clean lines and rigorous form. Deftly blending fine materials such as leather, metal and wood, each piece in the collection, which includes a lounge chair, settee and sofa, is painstakingly detailed and is available in a variety of finishes – solid wood, metal or leather – making it the perfect chair for lounge, work and living spaces.



Dimensions

Lounge Chair H705 x W673 x D838 mm

50 Day Lead Time

Featured Products

[Brabo Tables](#)



GEIGER

Bumper Chair

Designed by Ward Bennett

With its gentle sweep and excellent lumbar support, comfort is paramount in the Bumper Chair's deceptively simple, nearly seam-free design. The arm cap and inner and outer shells are shaped from a single piece of upholstery, creating a continuous, uninterrupted welt around the seat. Originally introduced in 1964, the Bumper Chair's robust portfolio of customisation options includes numerous textiles and leather upholsteries, as well as a series of bases, making it the perfect chair for a variety of lounge, living and work spaces.



Dimensions

Side Chair H 787 x W686 x D660 mm

60 Day Lead Time



GEIGER

Busby Chair

Designed by Samir Skalli

Busby is a modern cocoon for everyday situations, working particularly well as a haven for employees in open plan work spaces, or for users to take private phone calls within a reception lounge.

- Internal frame constructed from birch plywood.
- Topped with high quality foams.
- Available as left or right hand.
- Two tone upholstery available.
- Available in a wide selection of fabrics.

Dimensions

H1300 x W850 x D650 mm

35 Day Lead Time

Featured Products

[Pinch](#), [Trace](#), [Riley](#)

naughtone



Can 1 Seater


Designed by Ronan & Erwan Bouroullec

With the Can sofa, Ronan and Erwan Bouroullec seek to go beyond the creation of a practical, elegant and comfortable design. The intention is to reinvigorate the whole idea of the sofa, from something inherently complicated to something simple, relaxed and accessible. The sofa comes flat-packed and can be easily assembled at home from three basic elements – frame, cover and cushions.



Dimensions

H820 x W970 x D890 mm



HAY

Cloud Chair

The Cloud seating range is designed to be inviting and comfortable without consuming masses of space. The tactile and fully upholstered surround provides a further element of luxury whilst offering a visual and acoustic haven for individual or group work.

- Steel frame internal structure.
- Topped with high quality foam.
- Back cushions are filled with feather and synthetic fibre.
- Quilted or plain upholstery.



Dimensions

Armchair H650 x W800 x D750 mm

1.5 High-back H1300 x W1100 x D750 mm

35 Day Lead Time

Featured Products

[Pinch](#)



Clyde Club

Designed with classic functions in mind, The Clyde Club oozes familiarity whilst the scooped profile and stainless-steel sled base retain its unique contemporary edge. Clyde has a comfortable but formal sit, ideal for hospitality and retail environments, whilst the compact footprint rounds off its practical benefits.

- Internal frame is constructed from hardwood.
- Topped with high quality foams.
- Brushed finished stainless-steel base.
- Turned hardwood legs with steel sub-frame.

Dimensions

Club Chair H760 x W700 x D790 mm

Club Chair Armless H760 x W520 x D790 mm

35 Day Lead Time

naught**one**



ColourForm Lounge Chair

Designed by Scholten & Baijings

At work and at home, we need communal spaces where we can connect with one another when it suits us, and work around one another when it doesn't. ColourForm modules offer different back heights to help create a varied landscape.

Scholten & Baijings worked with leading textiles supplier Maharam to develop two upholstery textiles for ColourForm. The first, Pare, is a woven blend that offers a soft, matte texture. It is available quilted for a funkier feel. The second textile, Tracery, combines a monochromatic effect with the added interest of pattern grids. Each is available in numerous colourways.

Dimensions

Club Chair H750 x W921 x D978 mm

50 Day Lead Time



Crosshatch Chair and Ottoman

Designed by EOOS

Using a minimum of materials in a maximally inventive way, the Crosshatch chair and ottoman employ both handcraft and technology to achieve alluringly refined results. Designed by EOOS, the Vienna-based studio that has received more than 70 international awards, including the coveted Italian Compasso d'Oro, the Crosshatch chair is lightweight and transparent, extremely easy to pull up for a desk-side chat, or, when paired with the ottoman, to relax around a cocktail table.

The parachute cord is available in several colours, the frame in a selection of natural woods. Because of their simple, classic profiles, the Crosshatch chair and ottoman can work in a broad range of environments, from an executive office or a reception area to a penthouse or suburban living room.

Dimensions

Lounge Chair H724 x W794 x D768 mm

50 Day Lead Time



GEIGER

Dapper


Designed by Doshi Levien

Designed by Doshi Levien for HAY, the Dapper lounge chair represents the design duo's distinctive fusion of industrial design, fine craftsmanship, storytelling and technology. Originally designed for use in a London university, Dapper has an extra wide backrest for comfort and optimal elbow support for laptop work. Its structural shape is formed by two moulded oak-veneered plywood shells with powder coated steel legs. Dapper's shell comes in a variety of stained and lacquered oak veneers, fabrics and leathers, with the frame available in different variations of powder coated steel.



Dimensions

Lounge Chair H745 x W700 x D650 mm



HAY

Dorso

Designed by GamFratesi

Inspired by the shifting curves of a human torso in motion, GamFratesi's Dorso chair combines a rounded exterior with a rotating base, creating a relaxing and functional lounge chair. Dorso's compact dimensions, swivel mechanism, and high level of comfort make it suitable for many different contexts, ranging from conferences, lounges, and waiting areas in public environments to homes and other private settings.





Dimensions

Lounge Chair H745 x W700 x D650 mm

Featured Products

[Don't Leave Me](#)



HAY

Fiji Lounge Chair

As naughtone's most luxuriously upholstered lounge chair and sofa, the Fiji range offers a significantly different aesthetic to other naughtone lounge chairs, as the plush upholstery provides a welcoming cocoon-esque retreat. The hidden swivel on Fiji chair makes it ideal for a multitude of situations.

- Birch plywood interior frame.
- Topped with high quality foams.
- Soft seat cushion made with loose fibre cushion topper and soft foam core.



Dimensions

Chair H885 x W850 x D865 mm

35 Day Lead Time

Featured Products

[Dalby Table](#)



Hatch Modular Seating

Hatch is designed to be effortless to plan into configurations with its straightforward yet characteristic quilted seat modules. The tactile structure to the fabric provides a satisfying repeat pattern that works across any composition. Hatch has a firm, upright sit and compact dimensions, making it the ideal choice for modern commercial environments such as shops, restaurants or reception lounges.

- Internal wooden frame.
- Topped with high quality high quality foams.
- Steel legs finished with a hard-wearing polyester powder coat.
- Solid hardwood legs finished with matt lacquer.



Dimensions

Arm Chair H685 x W870 x D690 mm

35 Day Lead Time

Featured Products

[Riley](#), [Hush](#)



Hee Lounge

Designed by Hee Welling

With its wide, welcoming seat and low height, Hee Lounge is definitely the most laid-back model in the Hee series. Although the elemental design is manifested here in more relaxed proportions, it still retains the same light, understated aesthetics and functional properties as the rest of the family. Stackable and weather-proof, the Hee Lounge Chair can be used in outdoor surroundings, as well as inside restaurants, bars and in a home environment.



Dimensions

Lounge Chair H670 x W720 x D670 mm



Hush Lounge Chair

Hush takes inspiration from the past but responds to contemporary demands. The unmistakable wing-back form offers a welcoming familiarity and sanctuary, making it an ideal retreat for working, relaxing or private conversations in.

- Moulded plywood inner frame, topped with high quality foams.
- Steel sled base finished with a hard-wearing polyester powder coat.
- Turned solid hardwood legs with steel subframe.



Dimensions

Hush H1160 x W720 x D 815 mm

Hush Low H880 x W720 x D760 mm

25 Day Lead Time



Jetty Lounge Chair

Tailored to a level of perfection synonymous with that of a Savile Row suit and with understated quality in the detail, Jetty has been influenced by timeless 1950s style. Providing a subtle nod to the past, Jetty also provides a perfect solution for the way we work today.

A comprehensive product family, Jetty features a variety of elegant chairs and sofas, enabling the creation or enhancement of multiple workplace settings.

With a choice of beautifully sectioned timber underframes or wire bases, plus a wide range of fabric colour choices, Jetty is well-equipped to either blend with your current environment or make a strong visual statement.

Dimensions

Armchair H770 x W840 x D680 mm

Compact chair H790 x W650 x D690 mm

50 Day Lead Time



Lina Swivel Chair

Designed by Hlynur V Atlason

Lina Swivel Chair (2018) began with a desire to create a chair as one solid form. The result is both clean and complex, without a single straight line. Every surface is moving, and curves are continuously changing trajectory.

The flow of this chair is stunning in how its shapes come together as one and how they play off each other. To get the form just right before investing in tooling for the mold, Atlason and team made a full-size 3-D printed chair and even had it upholstered.

- Swivels a full 360 degrees on a discreet base.
- Surprisingly compact in size.

Dimensions

Chair H718 x W762 x D800 mm

40 Day Lead Time



Lispenard Lounge Chair

Designed by Neil Logan

With its classic silhouette and boxy, elemental form, Lispenard Sofa Group is just right in all the right ways for a variety of needs and spaces. It's stylish but not imposing, quiet but up for anchoring any space. It also offers the right support – the angled back affords just the right pitch.

Without feeling overstuffed, its comfortable proportions deliver the plush softness you'd expect from casual lounge seating.



Dimensions

Arm Chair H660 x W864 x D902 mm

60 Day Lead Time



Oasis Tub Chair

Oasis is a range of soft seating designed to bring an air of tranquillity to your work place. Sofas, chairs and ottomans can be arranged to create breakout spaces or secluded 'pockets' for people to talk, work or relax.

Traditional manufacturing is combined with a crisp contemporary aesthetic; the variety of styles enables you to tailor the space to your needs.

Choose from classic leathers and modern, tactile fabrics in a wide colour palette to suit the mood of the organisation. Spaces can be transformed and workers supported in their daily activities. Oasis is ideal for a wide variety of today's work settings.

Dimensions

Tub Chair H690 x W680 x D630 mm

Armchair H830 x W730 x D800 mm

40 Day Lead Time

Featured Products

[Polygon Wire Table](#)



Palissade Lounge Chair

Designed by Ronan & Erwan Bouroullec

Designed by French brothers Ronan and Erwan Bouroullec, Palissade is a collection of outdoor furniture for HAY in powder coated or hot galvanised steel. United by a common principle of symmetrical geometry, the Palissade collection is engineered to reproduce the same visual simplicity and core strength throughout. Designed in colour and form to integrate effortlessly into a natural landscape or urban setting, Palissade is intended to be used over a longer period of time and become more beautiful over the years. The collection is suited to a wide variety of environments, from cafés and restaurants to gardens, terraces and balconies.



Dimensions

Low H700 x W730 x D810 mm

High H880 x W730 x D920 mm

Ottoman H370 x W650 x D600 mm

Featured Products

[Palissade Sofa](#)



HAY

Portion Lounge Chair

Naughtone's classic sofa system is characterised by the buttoned seat and scooped back. With a unique modular twist on the classic sofa style, Portion is fully customisable, working perfectly in the workplace, hospitality and educational spaces.

- Internal frame is constructed from hardwood.
- Topped with high quality foams.
- Brushed finished stainless steel base.
- Turned hardwood legs with steel sub-frame.



Dimensions

Chair 2 Arms H870 x W1300 x D870 mm

35 Day Lead Time

Featured Products

[Trace Tables](#)



Public Office Landscape

Designed by Yves Béhar

Public is the first office system to support casual work and to provide comfort at the desk, in circulation spaces and in group areas – all with a consistent design vocabulary. Visually uniform and modular surfaces, storage and seating can be configured into a broad range of settings that encourage fluid transitions between collaborative and focused work.

The Social Chair is the core component of the Public system. It brings a new level of ergonomics and functionality to soft seating by accommodating a range of people and postures as they work. The chair encourages the purposeful interactions that drive work, at the desk, in group areas and throughout the entire office.

Dimensions

Single Chair W 736 D 736 H 736 mm

50 Day Lead Time



Pullman Chair

The Pullman chair is part of the wider Pullman range of high back seating products. The Pullman range functions as an attractive private retreat or group collaboration space, on an economical footprint. Pullman chair is a unique single user privacy seat that acts as an acoustic haven for individual working or retreating. When specified with an upholstered swivelling plinth, users are able to retreat away from disruption, even further, allowing private conversations, work or relaxation to remain private.

- Available with or without integrated tablet arm.
- Available with legs, upholstered plinth or swivelling upholstered plinth.
- Plywood inner frame topped with high quality foams then neatly upholstered.
- Pixel power unit available for right hand side of chair.

Dimensions

Chair With Legs H1300 x W900 x D675 mm

Chair With Upholstered Plinth H1300 x W900 x D675 mm

Chair With Upholstered Swivel Plinth H1300 x W900 x D675 mm

35 Day Lead Time

Featured Products

[Knot Table](#)


naughtone



Reframe Lounge Seating

Designed by E00S

Casual spaces that support collaboration are among the most popular spots to work in most offices. Even as the typical office footprint is shrinking, the popularity of these spaces keeps growing. Reframe Lounge Furniture brings comfort and a distinctive aesthetic to a mix of collaborative and individual work settings. Reframe Lounge Chairs address a range of functional needs with three back heights, all of which are built upon a common wood base. Reframe Tables share the same internal logic as the lounge chair, with round, square, or rectangular tabletops that complement the crisp upholstery lines of the chairs.



Dimensions

High-back H1073 x W794 x D850 mm


Mid-back H762 x W 796 x D813 mm

Wing-Back H1149 x W794 x D851 mm

60 Day Lead Time

Featured Products

[Reframe Tables](#), [Wood base Lounge Seating](#)



GEIGER

Rolled Arm Lounge Chair

Designed by Ward Bennett

Ward Bennett's work has had a lasting impact on designers interested in achieving contemporary, understated luxury. His sensuous yet minimal Rolled Arm Sofa has universal appeal and can move from residential to commercial spaces with ease. Its generous, low-slung, architecturally scaled volumes and crisply mitred upholstery provide a graceful silhouette. Perched on recessed solid wood legs and produced in walnut or ash, Rolled Arm is available in three sofa sizes or as a club chair.



Dimensions

Club Chair H629 x W1092 x D825

60 Day Lead Time

Featured Products

[I Beam Coffee Table](#)



GEIGER

Saiba Lounge Chair and Ottoman

Designed by Naoto Fukasawa

The sleek, contoured high-back Saiba Lounge Chair – impeccably tailored in a curated textile offering and set atop a black or polished aluminium base – invites people to settle in and relax, especially when paired with the low set, cushioned Saiba Ottoman.

Designed for Geiger by Tokyo-based Naoto Fukasawa, the Saiba Lounge Chair and Ottoman – and the entire family of Saiba seating and tables – are part of the Herman Miller Collection.

Dimensions

Lounge Chair H838 x W781 x D838 mm

50 Day Lead Time

Featured Products

[H Frame Coffee Table](#), [Wood Base Lounge Seating](#), [Crosshatch Stool](#)



GEIGER

Scissor Chair

Designed by Ward Bennett

Ward Bennett took inspiration for the Scissor chair from the hammock-style chaise transatlantique of the mid-nineteenth century. An early version of the Scissor appeared in 1964. By 1968, Bennett had refined the design, settling on softened rectangular sections. Scissor is available in a wide array of metal and wood finishes and can be upholstered in virtually any leather or textile.



Dimensions

Chair H838 x W610 x D762 mm

60 Day Lead Time



GEIGER

Setu Lounge Chair and Ottoman

Designed by Studio 7.5

The Setu Lounge and Ottoman extend the easy style and comfort of Setu multipurpose chairs to more relaxed environments. Our strong, flexible Kinematic Spine lets you choose your ideal reclining position without making a single adjustment, while the Lyriss 2 suspension supports you and conforms to your contours.

Combine the Setu Lounge with the matching ottoman, and you'll feel instantly at ease. Available in Lyriss 2 suspension or upholstered fabrics.



Dimensions

Lounge Chair H1054 x W695 x D432 mm

Ottoman H482 x W552 x D520 mm

50 Day Lead Time



Sled Chair

Designed by Ward Bennett

Ward Bennett's Sled chair draws the eye to its base. Tubular steel welded into an X shape and mounted on parallel rails makes a bold statement. Upholstered in nearly any textile or leather available, the Sled chair's seat and back cradle the sitter. Distinctive design and welcoming comfort are two reasons Sled has been around since 1966.



Dimensions

Chair H787 x W724 x D775 mm

60 Day Lead Time



GEIGER

Soft Edge Lounge

Designed by Iskos-Berlin

Iskos-Berlin's Soft Edge series features an organically shaped seat and back seat, blending strong curves with extreme lightness to create a three-dimensionality that is not normally possible with 2D plywood. The result is a minimalistic design that optimises human-centric comfort for constant shifting and movement. Soft Edge Lounge features the same distinctive seat contours as the rest of the family, but with a lower, wider design that is more conducive for relaxing or sitting for longer periods of time. Its steel base reinforces its light, uncluttered aesthetics, while its strength, stability, and comfort ensure years of everyday use in a wide range of public and private environments – from cafés, offices, and waiting areas to a home environment.



Dimensions

Chair H690 x W570 x D640 mm

Featured Products

[Slit Table](#)



HAY

Striad Lounge Chair and Ottoman

Designed by Markus Jehs and Jürgen Laub

Inspired by the construction of high-performance ski boots, Stuttgart-based designers Markus Jehs and Jürgen Laub designed the Striad Lounge Chair and Ottoman in layers to deliver a premium experience of comfort. The outermost layer, a rigid shell, is merged with an inner shell constructed of a natural fibre composite material, which is then fully upholstered. Individually upholstered dual-density foam cushions form the third layer, resulting in an optimal combination of firm support and supple, pliable comfort.

Offered in low-, mid- or high-back versions, each with a choice of a four-star auto-return base or fixed four-leg wire base, as well as several finish and upholstery options, Striad can be outfitted appropriately for a multitude of spaces.

Dimensions

High-back H1067 x W889 x D914 mm


Mid-back H889 x W838 x D889 mm

Low-back H991 x W838 x 813 mm

50 Day Lead Time

Featured Products

[Polygon Wire Table](#)



Swoop Lounge Chair

Designed by Brian Kane

Brian Kane designed Swoop for the way people sit today – in a word, personally. Because there are no hard edges or 90-degree angles, the ‘swooping’ form created as the arms curve into the seat accommodates a variety of postures and positions: upright with a laptop at the ready, or reclined with a cup of coffee; legs crossed, feet up or settled in.

With an extensive range of upholstery fabrics, veneers, laminates and colours, Swoop also suits your personal style – from classic to expressive.




Dimensions

Club Chair H813 x W889 x D813 mm

Ottoman H419 x W610 x D457 mm

50 Day Lead Time



Symbol Modular Seating

The Symbol seating range has a pared down aesthetic, designed to feel like part of the architecture and provide building blocks for furniture landscapes. Symbol has a firm upright sit and compact dimensions, making it perfect for modern commercial environments where space is at a premium.

- Internal wooden frame.
- Topped with high quality high quality foams.
- Steel legs finished with a hard-wearing polyester powder coat.
- Solid hardwood legs finished with matt lacquer.

Dimensions

Armless H685 x W510 x D690 mm
Armchair H685 x W870 x D690 mm

35 Day Lead Time

naught**one**



Tuxedo Lounge Chair

Designed by BassamFellows

Designed to anchor lounge spaces without visually overpowering their surroundings, Tuxedo Lounge Seating is precisely proportioned and exquisitely detailed. Available with or without arms, the chairs offer a deep seat at a comfortable height. The grid on which the design is based also allows for Tuxedo Lounge Seating to be easily coupled with other pieces in the Tuxedo range, including ottomans, benches and sofas.

Set atop narrow steel legs that are available in a range of metal finishes, Tuxedo Lounge Seating cuts a low and sleek profile thanks to the horizontal band formed by the back and (optional) arms. Crisply tailored upholstery that covers the slim, dual-density foam cushions furthers the design's lightweight appearance. Each piece is available in a full range of upholstery with or without quilting.

Dimensions

Armless H762 x W711 x D711 mm
Armchair H762 x W813 x D711 mm

30 Day Lead Time

Featured Products

[Tuxedo Lounge Seating](#), [Tuxedo Bench](#),
[Noguchi Rudder Table](#)

GEIGER



Uchiwa

Designed by Doshi Levien



Uchiwa is a capacious armchair, taking its soft and open shape from the traditional Japanese hand fan. Generous and inviting, new and familiar at the same time, the armchair comes in two upholstered versions: in a softer quilted model for a more domestic environment and in moulded foam for a more demanding contract context. The base is available in natural or stained oak.



Dimensions

Chair H1060 x W872 x D884 mm

Ottoman H390 x W610 x D490 mm



U-Series Chair

Designed by Ward Bennett

Ward Bennett originally designed the U-Series Chair in 1979 for the NYC apartment of handbag designer Reva Ostrow. The universal forms of these barrel-shaped chairs proved a versatile complement to a range of tastes. Originally produced by Brickel Associates, whom Geiger acquired in 1993, we're proud to bring these masterfully minimal designs back as part of the U-Series Lounge Seating family.



Dimensions

H597 x W787 x D749 mm

60 Day Lead Time

Featured Products

[U-Series Sofa](#)



GEIGER

Viv Highback Lounge

Available as a highback chair or highback lounge, Viv Highback has a simple, broadly appealing form with a premium feel. The comfortable and generous upholstery and tilt mechanism offers superior comfort and launches the Viv range into a new realm.

- Available as a highback chair or highback lounge
- 4 and 5 star die cast aluminium bases
- Tilt mechanism for superior comfort
- Gas lift available on Viv Highback 5 star base




Dimensions

Highback Lounge H930 x W620 x D640 mm

35 Day Lead Time

Featured Products

[Fiji Sofa](#), [Ali Tables](#)



Viv Lounge

As a simple and comfortable staple of the naughtone portfolio, the Viv chair's slender shape is highlighted by its tight and skilful upholstery, making it a welcome addition to the home, meeting room or break out space.

- Range of chairs, lounge chairs, counter height stools and barstools.
- Sled bases are made in mild steel.
- 4 Star and 5 Star base is die cast aluminium.

Dimensions


Lounge Chair H650 x W595 x D650 mm

35 Day Lead Time

Featured Products

[Trace Small](#)

naughtone



Wireframe Lounge Chair

Designed by Sam Hecht and Kim Colin

Visually speaking of softness and volume contained within a formal frame, the Wireframe Sofa Group exemplifies a recurring theme for Sam Hecht and Kim Colin: contrasting tension.

The design's external structure is shaped from steel wire, a material long used in classic Herman Miller designs for its strength and durability. Held within the frame are contoured cushions, which find added comfort from a suspension technology first developed by Herman Miller for the healthcare industry.



Dimensions

Club Chair H749 x W927 x D876 mm

Ottoman H432 x W597 x D597 mm

30 Day Lead Time

Featured Products

[Nouguchi Rudder Table](#)

[Wireframe Sofa](#)



Wood Base Lounge Chair

Designed by BassamFellows

Clean and casual, Wood Base Lounge Seating cuts a quiet silhouette suitable for relaxed lounge settings. BassamFellows designed the collection around two key elements: the eponymous wood base and the neatly upholstered seats.

The versatile design is available as a sofa, settee, armchair, and ottoman.



Dimensions

Club Chair H724 x W813 x D750 mm

60 Day Lead Time



GEIGER



Sofas and Benches



About A Lounge



Anchor Lounge Seating



Arbour



Balance Bench



Bevel Sofa Group



Bolster Sofa Group



Brabo Sofa



Can Sofa



Chadwick Modular Sofa



Cloud Booth



Cloud Sofa



Clyde Club Sofa



ColourForm Sofa Group



Crosshatch Settee



Fiji Sofa



Hackney Sofa



Hatch Modular Seating



Hue



Hush Sofa



Jetty Lounge Seating



Lasso 3 Seat



Lispenard Sofa



Mags Sofa



Mags Soft Sofa



Module Lounge Sofa



Oasis Lounge Seating



Palissade Sofa



Pandarine



Portion Modular Seating



Pullman Booth



Pullman Sofa



Rhyme Modular Seating



Rolled Arm Sofa Group



Silhouette



Striad Sofa



Swoop Modular Seating



Sofas and Benches



Symbol Modular Seating



Tuxedo Bench



Tuxedo Lounge Seating



U-Series Sofa



Wireframe Sofa Group



Wood Base Lounge Seating



About A Lounge

Designed by Hee Welling

Sharing the same minimalistic principles and versatility as the rest of the series, About a Lounge Sofa is a cohesive fusion of two lounge chairs. With its curvy lines and organic expression, it invites close, intimate meetings at the same time as it offers an open and welcoming structure. The choice of oak finishes on the legs and upholstery colours and combinations allow you to create your own unique design. Incl. fixed seat cushion mounted with Velcro.



Dimensions

H810 x W1500 x D730 mm

Featured Products

[Tulou](#)



Anchor Lounge Seating

Inspired by the twisting of wooden planks in traditional boathouses, Anchor's subtle and somewhat understated design is characterised by its wide base and sweeping curves integrated into the back.

A collection of contemporary and classic fabric choices, with either wooden or metallic base frames, enable the individuality and character of each piece within the Anchor family to either make a visual statement or blend seamlessly with its environment.



Dimensions

Two Seat Sofa H810 x W1620 x D725 mm

40 Day Lead Time



Arbour

Designed by Daniel Rybakken and Andreas Engesvik

Embodying the concept that design should follow construction, Andreas Engesvik and Daniel Rybakken's Arbour is assembled from separate components that have been independently produced for optimal comfort, quality, and efficiency. This sofa was developed with an intention to create a durable sofa that would qualify for the Nordic Swan Ecolabel within the European market, and it features FSC-certified wood for the frame and EU-Ecolabelled upholsteries for the Eco version. The seat and cushions are made in carefully balanced proportions, with identical side cushions creating a sense of harmony and offering the opportunity for multiple comfortable sitting or lying positions, while the frame creates a strong yet elegant profile with an architectural quality. With its logical construction and uncluttered design language, Arbour fuses its distinctly Scandinavian aesthetics with high comfort and great durability.

Dimensions

H750 x W2200 x D870 mm

Featured Products

[Tulou](#)



Balance Bench

Compact and sturdy, but with an elegant footprint and low centre of gravity, all elements of this simple structure work together in perfect balance. Manufactured using sustainable European beech, Balance's modest style features a graceful curve to the shape of the leg and combines traditional construction with an uncluttered form to provide a feeling of simplicity and honesty.

Available as a range of stools and benches, Balance can be used to help create flexible working spaces, offering a highly portable solution for ever-changing environments.



Dimensions

Two Seat bench H475 x W1100 x D450mm

Three Seat Bench H475 x W1550 x D450mm

40 Day Lead Time



Bevel Sofa Group

Designed by BassamFellows

The Bevel Sofa Group distills the idea of lounge seating into its essential form. Carefully proportioned and featuring a sharp, clean silhouette, the series offers simplicity and comfort with a slight edge. Its name refers to the shape sliced into the backrest: an angle that provides built-in lumbar support. Combined with multiple layers of fibre and down within the seat and top cushions, the design promotes a soft, pliable place to lounge while still offering support for sitting upright.

The inviting, versatile series performs as an elegant building block suited for small and large spaces. Models include sofa, settee, and club chair. Additional pieces – a chaise, corner unit, single seat, settees that curve inside and outside, and ottomans in both square and round dimensions – can be grouped to form expansive seating areas. Available in a selection of textiles and leather options.



Dimensions

Sofa H711 x W2337 x D762 mm

Settee H711 x W1626 x D762 mm

Chaise H711 x W1575 x D762 mm

60 Day Lead Time

Featured Products

[Striad Lounge Chair](#)



Bolster Sofa Group

Designed by BassamFellows

Inviting, versatile, and thoughtfully scaled, the Bolster Sofa Group delivers the relaxed comfort desired in a residential sofa, with a structure that holds up to contract use. Naming the series after bolster cushions – long, horizontal pillows – BassamFellows used the concept of layers to achieve this balance. Within the seat, multiple types of foam offer exceptional support. On the surface, a slim, pliable seat cushion adds softness, lending a loose, laid-back look to the range of available upholstery options.

Appropriate for both residential and commercial use, the flexible Bolster series is available as a sofa, club chair, and settee, along with corner and chaise lounge units and an ottoman, in an array of textile and leather options.

Dimensions

Settee H737 x W1727 x D813 mm

Three seat Sofa H737 x W2438 x D813 mm

Chaise H737 x W1626 x D864 mm

45 Day Lead Time



Brabo Sofa

Designed by Vincent Van Duysen

Brabo Lounge Seating evokes all the warmth and heritage of age-old craftsmanship with an architect's eye for clean lines and rigorous form. Deftly blending fine materials such as leather, metal and wood, each piece in the collection, which includes a lounge chair, settee and sofa, is painstakingly detailed and is available in a variety of finishes – solid wood, metal or leather – making it the perfect chair for lounge, work and living spaces.



Dimensions

Sofa H705 x W1892 x D838 mm

Setee H705 x W1289 x D838 mm

50 Day Lead Time

Featured Products

[Brabo Tables](#)



GEIGER

Can Sofa

Designed by Ronan and Erwan Bouroullec

With the Can sofa, Ronan and Erwan Bouroullec seek to go beyond the creation of a practical, elegant and comfortable design. The intention is to reinvigorate the whole idea of the sofa, from something inherently complicated to something simple, relaxed and accessible. The sofa comes flat-packed and can be easily assembled at home from three basic elements – frame, cover and cushions.



Dimensions

2-Seater H820 x W1720 x D890 mm

3-Seater H820 x W2470 x D890 mm

Featured Products

[Rebar](#)



Chadwick Modular Sofa

Designed by Don Chadwick

Chadwick Modular Seating embodies the ideal benefit of a modular system: vast variety from just a few parts. Originally designed in 1974, and now updated with a contemporary seat height and the ability to carry power, it remains one of the most versatile and enduring lounge furniture options available.

Five simple units, each a moulded, sculptured shape that offers support with a soft look, allow the system to take on a multitude of forms. Deep pockets in the back let air circulate around the sitter and make for easier cleaning. Available in a variety of textiles, each piece has fully upholstered front, back and sides, so it can serve as an end, interior or solo seat, no matter the arrangement. Units link together securely with simple connectors, and unlock for quick rearrangement.

Dimensions

Straight Wedge H718 x W711 x D559 mm
22 Inside Wedge H718 x W699 x D546mm
30 Inside Wedge H718 x W699 x D540 mm

60 Day Lead Time



Cloud Booth

The Cloud seating range is designed to be inviting and comfortable without consuming masses of space. The tactile and fully upholstered surround provides a further element of luxury whilst offering a visual and acoustic haven for individual or group work.

- Steel frame internal structure.
- Topped with high quality foam.
- Back cushions are filled with feather and synthetic fibre.
- Quilted or plain upholstery.



Dimensions

- 1.5 Booth H1300 x W1100 x D2200 mm
- 2 Seat Booth H1300 x W1600 x D2200 mm
- 3 seat Booth H1300 x W1600 x D2200 mm

35 Day Lead Time

Featured Products

[Dalby Tables](#), [Cloud Chair](#), [Riley](#)



Cloud Sofa

The Cloud seating range is designed to be inviting and comfortable without consuming masses of space. The tactile and fully upholstered surround provides a further element of luxury whilst offering a visual and acoustic haven for individual or group work.

- Steel frame internal structure.
- Topped with high quality foam.
- Back cushions are filled with feather and synthetic fibre.
- Quilted or plain upholstery.



Dimensions

1.5 High H1300 x W1100 x D750 mm
 2 seat low H650 x W1600 x D750 mm
 3 seat High H1300 x W2100 x D750 mm

35 Day Lead Time

Featured Products

[Knot Table](#), [Viv Wood](#)



Clyde Club Sofa

Designed with classic functions in mind, The Clyde Club oozes familiarity whilst the scooped profile and stainless-steel sled base retain its unique contemporary edge. Clyde has a comfortable but formal sit, ideal for hospitality and retail environments, whilst the compact footprint rounds off its practical benefits.

- Internal frame is constructed from hardwood.
- Topped with high quality foams.
- Brushed finished stainless-steel base.
- Turned hardwood legs with steel sub-frame.



Dimensions

Two Seat Sofa H760 x W1360 x D790 mm

Three Seat Sofa H760 x W1960 x D790 mm

35 Day Lead Time

Featured Products

[Trace Tables](#)



ColourForm Sofa Group

Designed by Scholten & Baijings

At work and at home, we need communal spaces where we can connect with one another when it suits us, and work around one another when it doesn't. ColourForm modules offer different back heights to help create a varied landscape.

Scholten & Baijings worked with leading textiles supplier Maharam to develop two upholstery textiles for ColourForm. The first, Pare, is a woven blend that offers a soft, matte texture. It is available quilted for a funkier feel. The second textile, Tracery, combines a monochromatic effect with the added interest of pattern grids. Each is available in numerous colourways.

Dimensions

2 seat H877 x W1963 x D972 mm
 3 seat H877 x W2515 x D972 mm
 Chaise H877 x W1963 x D909 mm
 Tête-à-Tête H750 x W2140 x D1048 mm

50 Day Lead Time

Featured Products

[Striad Lounge Chair](#), [Layer Tables](#)



Crosshatch Settee

Designed by EOOS

A lattice of hand-strung parachute cords gives the Crosshatch Settee its lightweight, transparent silhouette. A welcome extension of the Crosshatch Chair family, it seats up to two people. The settee is available in a wide selection of wood frame finishes, upholstery options, and cord colours.




Dimensions

Settee H724 x W1575 x D768 mm

50 Day Lead Time

Featured Products

[Layer Tables](#)



GEIGER

Fiji Sofa

As naughtone's most luxuriously upholstered lounge chair and sofa, the Fiji range offers a significantly different aesthetic to other naughtone sofas, as the plush upholstery provides a welcoming cocoon-esque retreat.

- Birch plywood interior frame.
- Topped with high quality foams.
- Soft seat cushion made with loose fibre cushion topper and soft foam core.

Dimensions

2 Seat H885 x W1650 x D865 mm

3 Seat H865 x W2250 x D865 mm

35 Day Lead Time

Featured Products

[Ali Tables](#), [Viv Highback Lounge](#)

naughtone



Hackney Sofa

With its contemporary lines and high comfort, the Hackney Sofa strikes the perfect balance between modern and traditional styling. Constructed with a wooden frame featuring a coil spring system wrapped in down and polyurethane foam, it offers soft and comfortable seating. Its generous proportions and timeless aesthetics make it suitable for a wide range of private and public contexts. Available in 2-seater or 3-seater versions in a variety of upholstery options.



Dimensions

2-Seater H750 x W2000 x D 960m

3-Seater H750 x W2540 x D960 mm

Featured Products

[About A Chair, Rebar](#)



Hatch Modular Seating

Hatch is designed to be effortless to plan into configurations with its straightforward yet characteristic quilted seat modules. The tactile structure to the fabric provides a satisfying repeat pattern that works across any composition. Hatch has a firm, upright sit and compact dimensions, making it the ideal choice for modern commercial environments such as shops, restaurants or reception lounges.

- Internal wooden frame.
- Topped with high quality high quality foams.
- Steel legs finished with a hard-wearing polyester powder coat.
- Solid hardwood legs finished with matt lacquer.

Dimensions

2 Seat Sofa H685 x W1380 x D690 mm

3 Seat Sofa H685 x W1890 x D690 mm

35 Day Lead Time

Featured Products

[Riley](#), [Hush](#)

naughtone



Hue

Designed by Ric Frampton

Hue is designed for dividing, creating and utilising awkward space whilst encouraging collaboration at a higher posture. As a luxurious retreat for group or individual work, Hue is perfect for use in narrow spaces, and is ideally suited for pre and post meeting situations.

- Plywood inner frame topped with high quality foams then neatly upholstered.
- Developed to integrate table power units.
- Discrete cable management.
- High and low leg available.
- Screen optional.

Dimensions

Hue H750 x W1870 x D900 mm

Bar height H1050 x W1870 x D900 mm

Hue w/screen H1495 x W1870 x D900 mm

35 Day Lead Time

Featured Products

[Lasso Stool](#)

naughtone



Hush Sofa

Hush takes inspiration from the past but responds to contemporary demands. The unmistakable wing-back form offers a welcoming familiarity and sanctuary, making it an ideal retreat for working, relaxing or private conversations in.

- Moulded plywood inner frame, topped with high quality foams.
- Steel sled base finished with a hard-wearing polyester powder coat.
- Turned solid hardwood legs with steel subframe.

Dimensions


Low 2 Seat H880 x W1350 x D760 mm
 Low 3 Seat H880 x W2000 x D760 mm
 High 2 Seat H1160 x W1350 x D815 mm
 High 3 Seat H1160 x W2000 x D815 mm

25 Day Lead Time

Featured Products

[Riley](#), [Pollen stool](#)

naughtone



Jetty Lounge Seating

Tailored to a level of perfection synonymous with that of a Savile Row suit and with understated quality in the detail, Jetty has been influenced by timeless 1950s style. Providing a subtle nod to the past, Jetty also provides a perfect solution for the way we work today.

A comprehensive product family, Jetty features a variety of elegant chairs and sofas, enabling the creation or enhancement of multiple workplace settings. With a choice of beautifully sectioned timber underframes or wire bases, plus a wide range of fabric colour choices, Jetty is well-equipped to either blend with your current environment or make a strong visual statement.



Dimensions

Two Seat Sofa H770 x W1540 x D680 mm

50 Day Lead Time

Featured Products

[Balance Stools](#), [Jetty Arm Chairs](#)



Lasso 3 Seat

Lasso is a collaborative seating and table system that can be easily moved to create clusters around the three seat stool. The Lasso seating range is ideally suited to project work within open spaces. It has a plywood inner frame topped with high quality foams then neatly upholstered.



Dimensions

3 Seat Stool H500 x W1210 x D1210 mm

3 Seat and Table H705 x W1425 x D1465 mm

35 Day Lead Time

Featured Products

[Hue](#), [Lasso Stool](#)



Lispenard Sofas

Designed by Neil Logan

With its classic silhouette and boxy, elemental form, Lispenard Sofa Group is just right in all the right ways for a variety of needs and spaces. It's stylish but not imposing, quiet but up for anchoring any space. It also offers the right support – the angled back affords just the right pitch. Without feeling overstuffed, its comfortable proportions deliver the plush softness you'd expect from casual lounge seating.



Dimensions

Sofa H660 x W2350 x D902 mm
Sectional H660 x W3074 x D2350 mm

60 Day Lead Time

Featured Products

[Leeway Chair](#), [Leeway Stool](#)
[Layer Tables](#)



Mags Sofa

Rounded edges and soft cushions create a milder, relaxed tone with the Mags Soft Sofa. Retaining the same strong aesthetic presence as its firmer, more pared back sibling, this version takes on a more fluid, poetic silhouette. Optimal comfort and durability are ensured by the sofa's solid construction, which has been built using durable, high-density foam and covered with down padding for extra softness. The low frame has a distinctly lounge feel, reinforced by the deep seats and high armrests, to result in a more open, welcoming space. The wide range of functional modular units mean the sofa can be fully customised with chaise longue, corner modules or additional seats to suit any room or purpose, while the numerous high quality upholstery options allow the sofa to find its own personality.



Dimensions

- 2-Seater H670 x W2280 x D955m
- 2-Seater Chaise H670 x W2465 x D1275m
- 3-Seater H670 x W2685 x D955m
- 3-Seater Chaise H670 x W3040 x D1275m
- Corner H670 x W2465 x D2645m



Featured Products

[Eiffel Shelving](#), [Rebar](#)

Mags Soft Sofa

Mags Soft Sofa is designed with rounded edges and soft cushions to create a more informal silhouette, featuring deep seats and low armrests that provide a more open space for optimal relaxation and comfort. With a wide assortment of modular units and variety of upholstery options with visible stitching, Mags Soft offers numerous customisation possibilities, making it a versatile choice for diverse domestic and corporate contexts.



Dimensions

2-Seater H670 x W2380 x D1035m

2-Seater Chaise H670 x W2565 x D1355m

3-Seater H670 x W2785 x D1035m

3-Seater Chaise H670 x W3140 x D1355m

Corner H670 x W2745 x D2745m

Featured Products

[New Order](#), [Rebar](#)



HAY

Module Lounge Sofa

Designed by BassamFellows

Inviting and soft with a touch of elegance, Module Lounge Seating by BassamFellows offers a modular seating solution that comfortably anchors spaces of any size. Featuring human-scale proportions and a simplicity of line and detailing, its various components combine to create enduring designs that easily coordinate with modern classics from Herman Miller.



Dimensions

Single Seat Low H914 x W914 x D965 mm
Single Seat High H1054 x W914 x D965 mm
Single Corner low H914 x W965 x D965 mm

60 Day Lead Time

Featured Products

[Crosshatch Chair & ottoman](#), [Tuxedo Tables](#),
[I Beam Coffee Table](#), [Tuxedo Lounge Seating](#)



Oasis Seating

Oasis is a range of soft seating designed to bring an air of tranquillity to your work place. Sofas, chairs and ottomans can be arranged to create breakout spaces or secluded ‘pockets’ for people to talk, work or relax. Traditional manufacturing is combined with a crisp contemporary aesthetic; the variety of styles enables you to tailor the space to your needs. Choose from classic leathers and modern, tactile fabrics in a wide colour palette to suit the mood of the organisation. Spaces can be transformed and workers supported in their daily activities. Oasis is ideal for a wide variety of today’s work settings.



Dimensions

2 Seat H830 x W1280 x D800 mm

3 Seat H830 x W1930 x D800 mm

50 Day Lead Time

Featured Products

[Everywhere Tables](#), [Oasis Tub Chair](#)



Palissade Sofa

Designed By Ronan and Erwan Bouroullec

Designed by French brothers Ronan and Erwan Bouroullec, Palissade is a collection of outdoor furniture for HAY in powder coated or hot galvanised steel. United by a common principle of symmetrical geometry, the Palissade collection is engineered to reproduce the same visual simplicity and core strength throughout. Designed in colour and form to integrate effortlessly into a natural landscape or urban setting, Palissade is intended to be used over a longer period of time and become more beautiful over the years. The collection is suited to a wide variety of environments, from cafés and restaurants to gardens, terraces and balconies.



Dimensions

Sofa H700 x W1390 x D880 mm

Dining Bench H800 x W1280 x D700 mm

Dining Bench Without Armrest H800 x W1200 x D700 mm



Pandarine

Designed By Inga Sempé

Inga Sempé's Pandarine fuses the luxurious comfort of a bed with the versatility of a modular sofa in an elegant and versatile design. The armrests come either in a cylindrical form, or with a reclining design that can be adjusted individually in the same way as the metal-hinged backrests. This gives Pandarine the ability to transform into a unified, mattress-like surface where the backrests serve as huge, soft pillows. Constructed using a combination of Nozag springs, foam, and wadding, Pandarine is designed to provide exceptional comfort in any number of sitting or lying positions. Available in two- and three-seater versions with options for additional chaise longues and corner modules, its range of textiles and configurations give it great flexibility for use in a variety of private and public contexts.



Dimensions

2 Seat Sofa H935 x W1760 x D980 mm
3 Seat Sofa H935 x W2550 x D980 mm
3 Seat Sofa Chaise H935 x W2630 x D1500 mm
Corner H935 x W2630 x D2630 mm
Corner Chaise H935 x W3560 x D2630 mm
Double Corner H935 x W3560 x D2630 mm

Featured Products

[Tulou](#)

HAY



Portion Modular Seating

naughtone's classic sofa system is characterised by the buttoned seat and scooped back. With a unique modular twist on the classic sofa style, Portion is fully customisable, working perfectly in the workplace, hospitality and educational spaces.

- Internal frame is constructed from hardwood.
- Topped with high quality foams.
- Brushed finished stainless steel base.
- Turned hardwood legs with steel sub-frame.



Dimensions

2 Seat Armless H610 x W1200 x D870 mm

2 Seat Sofa H610 x W1600 x D870 mm

3 Seat Sofa H610 x W2200 x D870 mm

35 Day Lead Time

Featured Products

[Pinch](#), [Trace Tables](#), [Busby](#)



Pullman Booth

Taking its name from the old train carriages, Pullman is a luxurious and private collaboration space developed with AV integration in mind. Pullman is an acoustic haven and has discrete cable management built in, making it ideal for breakout, small meetings or individual working.

- Plywood inner frame topped with high quality foams then neatly upholstered.
- Developed to integrate a display monitor and table power units.
- Discreet cable management.



Dimensions



2 Seat Booth H1300 x W1950 x D1200 mm

3 Seat Booth H1300 x W1950 x D1900 mm

35 Day Lead Time

Featured Products

[Polly](#), [Ped Coffee Tables](#)



Pullman Sofa

The Pullman sofa is part of the wider Pullman range of high back seating products. The Pullman range functions as an attractive private retreat or group collaboration space, on an economical footprint. Pullman Sofa is a compact high back sofa range; the high back creates an ideal retreat for individuals to relax in, take private phone calls within or to have a chat with a colleague in an informal environment.

- Integrated single tablet or double tablet arms available.
- Plywood inner frame topped with high quality foams then neatly upholstered.
- Power units available for left and right hand side of sofa.

Dimensions

2 Seat H1300 x W1300 x D675 mm

3 Seat H1300 x W1900 x D675 mm

35 Day Lead Time

Featured Products

[Ali Table](#), [Viv Chair](#)

naughtone



Rhyme Modular Seating

Rhyme is a modular seating system that transforms the landscape within an atrium, creating ad-hoc zones or being used as an island, making it a striking choice for educational spaces, shopping centres or large public areas. Each of the five pieces within the range are fully upholstered, with the same trapezoid footprint to allow for easy planning.

- Constructed from CNC cut birch plywood.
- Topped with high quality foams.
- Steel plinths finished in hard-wearing polyester powder coat.

Dimensions

Bench H420 x W1400 x D1400 mm
Single H1350 x W1400 x D1400 mm
Middle H1350 x W1400 x D1400 mm
End A H1350 x W1400 x D1400 mm
End B H1350 x W1400 x D1400 mm

35 Day Lead Time

Featured Products

[Always Lounge](#), [Dalby](#), [Frog Tables](#), [Always Chair](#)

naughtone



Rolled Arm Sofa Group

Designed by Ward Bennett

Ward Bennett's work has had a lasting impact on designers interested in achieving contemporary, understated luxury. His sensuous yet minimal Rolled Arm Sofa has universal appeal and can move from residential to commercial spaces with ease. Its generous, low-slung, architecturally scaled volumes and crisply mitred upholstery provide a graceful silhouette. Perched on recessed solid wood legs and produced in walnut or ash, Rolled Arm is available in three sofa sizes or as a club chair.



Dimensions

Size 1 H629 x W1829 x D825 mm

Size 2 H629 x W2133 x D825 mm

Size 3 H629 x W2438 x D825 mm

60 Day Lead Time

Featured Products

[H Frame Coffee Table](#)



GEIGER

Silhouette Sofa

Designed by GamFratesi

GamFratesi's Silhouette Sofa series is characterised by the smooth curve of the sofa's back, which seamlessly combines a strong character with a simple, organic expression. With an angular front view and defining piping details, the sofa appears compact and economical with space, yet light and spacious and offers generous seating. The family comprises sofas in different sizes and heights, with legs available in metal or solid wood and a number of selected textiles to choose from. The different configurations and strong structural language make the sofa a natural choice for defining space and creating intimacy in large and small areas in private and public contexts.



Dimensions

2-Seater H725-1080 x W171 x D980m
 3-Seater H725-1080 x W2120 x D980m

Featured Products

[Rebar](#)



Striad Sofa

Designed by Markus Jehs and Jürgen Laub

Designed to deliver the individual comfort of a lounge chair with the versatility of a modular seating system, Striad Sofas support the evolving nature of work today. Their layered construction achieves the ideal mix of structure and premium comfort. Options include a high-back for greater privacy and a low-back to foster collaboration appropriately for a multitude of spaces.



Dimensions

Corner Unit H787 x W845 x D845 mm

Inside Curve H787 x W756 x D857 mm

High Back 2 Seat Sofa H1168 x W1981 x D914 mm

Low Back 2 Seat Armless H787x W1384 x D857 mm

Low Back 2 Seat 1 Arm H787 x W1562 x D857 mm

Low Back 2 Seat Sofa H787 x W1746 x D857 mm

Low Back 3 Seat Armless H787 x W2076 x D857 mm

Low Back 3 Seat 1 Arm H787 x W2261 x D857 mm

Low Back 3 Seat Sofa H787 x W2438 x D857 mm



60 Day Lead Time

Swoop Lounge Furniture

Designed by Brian Kane

The sweeping curves of Swoop's modular seating components were designed to make the furniture comfortable for many different sitting positions. Coordinating box tables can be used in-line with modular seating, and work tables fit perfectly over armrests. Coffee tables function as stools with the addition of a cushion top. All components work together in countless ways to create flexible, reconfigurable spaces where people can get together casually and comfortably.

While traditional lounge furniture inhibits movement, Swoop encourages it. Sit how you like, and change positions as you want. And when you need a work surface, pull up a table wherever you need it. Modular seating components can also be grouped together to allow a run of chairs or ottomans to create sofas or benches, which lend a sense of enclosure to help define a space.

Dimensions

Club Chair H813 x W889 x D813 mm
 Left Chair H813 x W813 x D813 mm
 Right Chair H813 x W813 x D813 mm
 Armless H813 x W737 x D813 mm

50 Day Lead Time

Featured Products

[Noguchi Rudder Table](#), [Swoop Lounge chair](#)



Symbol Modular Seating

The Symbol seating range has a pared down aesthetic, designed to feel like part of the architecture and provide building blocks for furniture landscapes. Symbol has a firm upright sit and compact dimensions, making it perfect for modern commercial environments where space is at a premium.

- Internal wooden frame.
- Topped with high quality foams.
- Steel legs finished with a hard-wearing polyester powder coat.
- Solid hardwood legs finished with matt lacquer.



Dimensions

2 Seat Armless H685 x W1020 x D690 mm

2 Seat Sofa H685 x W1380 x D690 mm

3 Seat Sofa H685 x W1890 x D690 mm

35 Day Lead Time

Featured Products

[Always Lounge](#), [Trace Tables](#)

[Keyn Side Chair](#), [Crosshatch Stool](#)



Tuxedo Bench

Designed by BassamFellows

Designed to offer a generous platform for seating without visually overpowering their surroundings, Tuxedo Benches are precisely proportioned and exquisitely detailed. They are based on a modular grid that accommodates designs ranging from a one-seat ottoman to an expansive museum bench. The grid also allows for any Tuxedo Sofa to be easily coupled with other pieces in the Tuxedo range, including lounge seating and sofas. Cantilevered atop narrow steel legs that are available in a range of six metal finishes, Tuxedo Benches cut a low and sleek profile thanks to the crisply tailored upholstery that covers the slim, dual-density foam cushions. Each piece is available in a full range of upholstery with or without quilting. Flexible and functional, Tuxedo Benches can be configured to suit a multitude of spaces, including executive offices, casual conference areas, lobby and reception areas, in addition to living rooms and residential spaces.

Dimensions

1 Seat H432 x W711 x D711 mm

2 Seat H432 x W1422 x D711 mm


3 Seat H432 x W2134 x D711 mm

30 Day Lead Time

Featured Products

[Tuxedo Lounge Chair](#), [Tuxedo Lounge Seating](#)
[Nougchi Rudder Table](#)

GEIGER



Tuxedo Lounge Seating

Designed by BassamFellows

This three-person sofa by BassamFellows showcases a crisply tailored seat and back cantilevered on slim steel legs. Sleek and carefully considered, it anchors a space without overpowering it. The seating, which pairs with other designs in the Tuxedo line, comes with or without arms and offers a variety of finishes.

Dimensions

2 Seat Armless H762 x W1422 x D711 mm

2 Seat H762 x W1524 x D711 mm

3 Seat H762 x W2235 x D711 mm

Corner Sofa H762 x W2235 x D2184 mm

30 Day Lead Time

Featured Products

[H Frame Coffee Table](#), [Crosshatch Chair](#),
[I Beam Side Table](#)

GEIGER



U-Series Sofa

Designed by Ward Bennett

Ward Bennett originally designed the U-Series Chair in 1979 for the NYC apartment of handbag designer Reva Ostrow. The universal forms of these barrel-shaped chairs proved a versatile complement to a range of tastes. Originally produced by Brickel Associates, whom Geiger acquired in 1993, we're proud to bring these masterfully minimal designs back as part of the U-Series Lounge Seating family.



Dimensions

Settee H597 x W1524 x D749 mm

Sofa H597 x W2134 x D749 mm

60 Day Lead Time

Featured Products

[U-Series Chair](#)



GEIGER

Wireframe Sofa Group

Designed by Sam Hecht and Kim Colin

Visually speaking of softness and volume contained within a formal frame, the Wireframe Sofa Group exemplifies a recurring theme for Sam Hecht and Kim Colin: contrasting tension. The design's external structure is shaped from steel wire, a material long used in classic Herman Miller designs for its strength and durability. Held within the frame are contoured cushions, which find added comfort from a suspension technology first developed by Herman Miller for the healthcare industry. Lightweight and in various sizes, the versatile seating shifts with ease to meet the evolving needs of a space, and the people who work and relax in it. Casual yet sophisticated, contemporary with a sense of longevity, Hecht and Colin's design is a thoughtful reflection of how we live today. Choices include frame colours and multiple upholstery options in two- and three-seat sofa, and lounge and ottoman.



Dimensions

2 Seat Sofa H762 x W1600 x D927 mm

3 Seat Sofa H762 x W2273 x D908 mm

30 Day Lead Time

Featured Products

[Everywhere Tables](#)



Wood Base Lounge Seating

Designed by BassamFellows

Clean and casual, Wood Base Lounge Seating cuts a quiet silhouette suitable for relaxed lounge settings. BassamFellows designed the collection around two key elements: the eponymous wood base and the neatly upholstered seats. The versatile design is available as a sofa, settee, armchair, and ottoman.



Dimensions

2 Seat Sofa H724 x W1473 x D750 mm

3 Seat Sofa H724 x W2134 x D750 mm

60 Day Lead Time

Featured Products

[Saiba Chair](#), [Layer Tables](#), [Tuxedo Tables](#),
[Tuxedo Lounge Seating](#)



GEIGER



Side Chairs




13Eighty



About A Chair




Always Chair




Anchor Side Chair



Bounce Chair



Bumper Chair



Caper Stacking



Crosshatch Chair



Élémentaire



Envelope Chair



Full Twist Guest Chair



Halftime



Hee Chair



J41/J42



J77



J104



J110



Jetty Arm Chair



Keyn Chair Group




Landmark Chair



Leeway Chair



Limerick Chair



Nessel Chair




Neu



Nobody




Palissade Chair



Petit Standard




Polly Chair




Polly Wood




Portrait Chair



Result Chair




Revolt Chair



Ruby Chair



Ruby Wood



Saiba Side Chair



Sayl Side Chair



Side Chairs



Setu Side Chair



Soft Edge



Viv Chair



Viv Highback



Viv Wood



13Eighty

Designed by Scholten & Baijings

HAY's 13Eighty chair designed by Dutch designers Scholten & Baijings is aptly named after the number of tiny holes in the moulded polypropylene shell. These perforations create a characteristic aesthetic, where transparency and a play of light and shadows add to the chair's expression, while the variations in the sizes of the holes bring a sense of movement to the visual appearance. They also have a functional use in draining rainwater off when the chairs are used outdoors. Available with or without armrests in a stackable design that features steel legs with a weather-resistant coating to make it suitable for outdoor use.



Dimensions

Chair H820 x W530 x D530m

Armchair H820 x W570 x D530m

Featured Products

[Neu Table](#), [Terazzo](#)



HAY

About A Chair

Designed by Hee Welling

The About a Chair collection is the result of a long-term collaboration between HAY and designer Hee Welling. From the outset, the goal was to create a connected family of chairs based around one simple, strong idea, which still retained the individual qualities of each model. By making the frames, shells and upholstery options interchangeable, the About series provides a wealth of design possibilities as well as retaining the elemental form. This multi-functional series includes dining and conference chairs, office chairs, bar stools, lounge chairs, tables, an ottoman and a sofa. Its versatility and contemporary expression make it suitable for a wide variety of private or public environments.



Dimensions

08-19 Series H780 x W510 - 600 x D500m

20-27 Series H790 x W590 x D520m

42-43 Series H720 x W590 x D520m

50-51 Series H745 - 875 x W690 x D690m

52-53 Series H745 - 875 x W690 x D690m

100 Series H860 x W620 x D450m

Featured Products

[About A Table](#)



HAY

Always Chair

Named Always because there is always a place for this chair. This chair offers positive back support with a comfortable enclosed feeling. Always has been designed with an organic form that complements any interior and looks great from every angle.

- Moulded foam on a steel frame core.
- Meticulously upholstered.
- Sled and 4 leg bases made from mild steel.
- Wooden base made from solid oak or walnut.
- 4 Star and 5 Star base made from die cast aluminium.



Dimensions

Four Leg Base H780 x W625 x D595 mm
 Cantilever base H780 x W625 x D610 mm
 Wooden base H780 x W625 x D595 mm
 Sled base H780 x W625 x D595 mm

25 Day Lead Time

Featured Products

[Ali Table](#)



Anchor Side Chair

Inspired by the twisting of wooden planks in traditional boathouses, Anchor's subtle and somewhat understated design is characterised by its wide base and sweeping curves integrated into the back. A collection of contemporary and classic fabric choices, with either wooden or metallic base frames, enable the individuality and character of each piece within the Anchor family to either make a visual statement or blend seamlessly with its environment.



Dimensions

Armless Wire Base H850 x W595 x D585 mm

Timber base H850 x W610 x D620 mm

40 Day Lead Time

Featured Products

[Everywhere Tables](#)



Bounce Chair

Called the Bounce chair due to the independent movement of the seat and back, this flex provides a comfort not usually associated with steel and plywood chairs. Bounce is robust, elegant, lightweight and stackable; it is seen widely used in educational and hospitality settings.

- Single piece tube frame construction.
- Frame finished with a hard-wearing polyester powder coat.
- Seat and back rest are veneer faced moulded plywood.
- Stacks 8 on the ground / 14 on dedicated stacking trolley.




Dimensions

Bounce Chair H752 x W555 x D550 mm

35 Day Lead Time

Featured Products

[Ped Coffee Table](#), [Viv Stool](#)



Bumper Chair

Designed by Ward Bennett

With its gentle sweep and excellent lumbar support, comfort is paramount in the Bumper Chair's deceptively simple, nearly seam-free design. The arm cap and inner and outer shells are shaped from a single piece of upholstery, creating a continuous, uninterrupted welt around the seat. Originally introduced in 1964, the Bumper Chair's robust portfolio of customisation options includes numerous textiles and leather upholsteries, as well as a series of bases, making it the perfect chair for a variety of lounge, living and work spaces.



Dimensions

Side Chair H787 x W686 x D660 mm

Lounge Chair H800 x W686 x D711 mm

Conference H838, 914 x W686 x D622 mm

60 Day Lead Time



GEIGER

Caper Stacking Chair

Designed by Jeff Weber

For space-efficient storage when they're not in use, Caper Stacking Chairs can stack six-high on the floor or fifteen-high on the Caper Cart, where they can be moved conveniently as a group. With optional ganging connectors, they make a tidy presentation space. Caper's glass-filled nylon seat and back are contoured for comfort, flexible for give and colourful enough to brighten up any room. Holes in the material allow the body to breathe, so moisture and heat dissipate, and sitting is a cool experience.

An optional FLEXNET seat uses advanced suspension materials to minimise pressure points, which keeps the person comfortable as he or she sits. As stylish as they are versatile, Caper chairs and stools are available in a palette of fresh, lively colours. Sophisticated neutrals complement, while vibrant primary colours bring energy.


Dimensions

Stacking Chair H831 x W616 x D445 mm

20 Day Lead Time

Featured Products

[Everywhere Tables](#)



Crosshatch Chair

Designed by EOOS

The Crosshatch side chair brings a minimalist refinement to interiors. Without over-designing any parts, the Vienna-based design studio EOOS optimally fashioned each element to serve its function. Lightweight and comfortable, its gently sculpted form accentuates the inherent beauty of its materials.

Part of the Crosshatch family of seating, the Crosshatch side chair features the same intricate wood joinery, with its angled supports and “floating” cushion, that’s also a signature of the Crosshatch lounge chair. The result is a clean, classic profile that enables the side chair to work just as well as guest seating in executive offices as it does as at a well-appointed dining room table.

Dimensions

Side Chair H763 x W603 x D509 mm

50 Day Lead Time



GEIGER

Élémentaire

Designed by Ronan and Erwan Bouroullec

With Élémentaire, Ronan and Erwan Bouroullec set out to create a chair that is both aesthetically and physically balanced. A mélange of years of work and experience, Élémentaire uses the latest technology to create a chair that is robust enough to be a long-lasting object while still appearing delicate. Precise proportions and a clear profile give Élémentaire a charm that allows it to stand out on its own or look strong in a group. Designed for everyday life, Élémentaire fulfils basic needs in a balance of beauty and strength.



Dimensions

H795 x W420 x D495m

Featured Products

[Palissade Cone Table](#)



HAY

Envelope Chair

Designed by Ward Bennett

Upholstery wraps a welded tubular steel frame to create seat, sides and back. Likewise, the Envelope chair wraps around the sitter. Ward Bennett designed this comfortable and comforting chair in 1966. It has been in production ever since.

As right for public areas as it is for private spaces, Envelope has a timeless aesthetic. Envelope comes in many metallic finish, textile and leather options.



Dimensions

Chair H813 x W571 x D571 mm

50 Day Lead Time

Featured Products

[Burdick Tables Group](#)



GEIGER

Full Twist Guest Chair

Designed by Mark Goetz

A solid wood chair featuring an upholstered seat, Mark Goetz's Full Twist Guest Chair is both versatile and comfortable. Utilising a combination of cutting-edge technology and carpentry craft, a singular, sculpted ribbon of wood seamlessly attaches to the legs while forming both arm rests and a slightly sloping back that cradles the sitter. With its clean lines, the Full Twist Guest Chair is equally suited to commercial applications such as private offices and conference areas and residential spaces.

Produced by Geiger, the design is available in their complete range of woods and upholsteries, offering near limitless possibilities to complement any interior.

Dimensions

Chair H762 x W597 x D610 mm

60 Day Lead Time

Featured Products

[AGL Table Group](#)



GEIGER

Halftime

Designed by COBE & HAY

Developed in collaboration with international firm COBE, the Halftime Chair was designed to possess the same robust and flexible properties as the building it was made for. With an oak seat and backrest riveted directly to the steel-tube frame, Halftime is a resilient, stackable chair with a clear expression that perfectly balances lightness, strength, and functionality. Crafted by the desire to create an extremely strong and durable chair that can last generations and is versatile enough for a wide range of contexts, Halftime is suitable for use in institutions, factories, cafés, and boardrooms.



Dimensions

H835 x W610 x D590m



Hee Chair

Designed by Hee Welling

Hee Dining chair is a metal wire in galvanized solid steel which makes it rust-resistant and perfect for outdoor use. The chairs can be linked together in rows for conference use, and the new colour scheme keeps the Hee chairs updated.



Dimensions

H790 x W475 x D500m

Featured Products

[Terazzo](#)



HAY

J41/J42

Designed by Børge Mogensen

HAY's reproduction of Børge Mogensen's classic J41 & J42 chairs have slightly slanted backrest and widely-spaced spindles creating an uncluttered design that offers a timeless quality. With a broad plywood seat and frame in solid oak or beech, the design is both hard-wearing and comfortable. Available in oiled, matt lacquered or painted finishes.



Dimensions

H790 x W475 x D500m

Featured Products

[Triangle Leg](#)



HAY

J77

Designed by Folke Pålsson

Folke Pålsson's J77 dining chair has a wide seat and curved spindle back for optimal comfort, while the slightly conical legs create extra stability. HAY's relaunched version is crafted in solid beech with a natural finish or a variety of coloured finishes.



Dimensions

H790 x W430 x D430m

Featured Products

[Copenhagen Deux](#)



HAY

J104

Designed by Jørgen Bækmark

Jørgen Bækmark's J104 chair was designed as a cross between a dining chair and an easy chair, HAY's reproduction of this classic is crafted in solid beech with a natural finish or a variety of coloured finishes.



Dimensions

H730 x W570 x D470m

Featured Products

[Copenhagen Deux](#)



HAY

J110

Designed by Paul Volther

With the comfort of a lounge chair and the functionality of a dining chair, HAY's reproduction of Poul M. Volther's J110 offers equal measures of strong aesthetics and practicality. Long rods at the back and curved armrests create an inviting expression. Crafted in solid beech with a natural finish or a variety of coloured finishes.



Dimensions

H1060 x W530 x D600m

Featured Products

[Copenhagen Deux](#)



HAY

Jetty Arm Chairs

Tailored to a level of perfection synonymous with that of a Savile Row suit and with understated quality in the detail, Jetty has been influenced by timeless 1950s style. Providing a subtle nod to the past, Jetty also provides a perfect solution for the way we work today. A comprehensive product family, Jetty features a variety of elegant chairs and sofas, enabling the creation or enhancement of multiple workplace settings. With a choice of beautifully sectioned timber underframes or wire bases, plus a wide range of fabric colour choices, Jetty is well-equipped to either blend with your current environment or make a strong visual statement.



Dimensions

Sled Base H815 x W590 x D590 mm

Timber Base H815 x W590 x D590 mm

Swivel Base H815 x W590 x D590 mm

50 Day Lead Time

Featured Products

[Everywhere Table](#)



Keyn Chair Group

Designed by forpeople


For sitting to be as healthful as possible, people are meant to shift and change positions frequently. Keyn makes this possible by responding to the body's movements. Its patented mechanism allows the one-piece seat-and-back shell to slide smoothly and recline up to 10 degrees so that people are encouraged to move naturally and feel comfortable. This sense of ease allows the mind to focus, which can help increase productivity throughout the workday and during meetings.

The polished insides of the shell's perforated pattern reflect the chair's colour and add a textural depth, further distinguishing the design and contributing to its lightweight aesthetic. The perforation pattern also provides aeration for the back.

Dimensions

Four Leg Chair H875 x W601 x D548 mm

20 Day Lead Time



Landmark Chair

Designed by Ward Bennett

Stately, softly curved and confident, the Landmark Chair is one of Ward Bennett's most well-known works. This sophisticated, graceful chair represents his ability to reduce a design to its essence, allowing function, craftsmanship and ultimately beauty to be its focus.

While carved from solid ash hardwood, the Landmark Chair is both lightweight and durable. The chair's classic English form is graciously scaled to the exact proportions drawn by Bennett and features meticulously detailed French upholstery. Landmark's wide range of upholstery variations offers further versatility and adds style and comfort to both residential and working environments.



Dimensions

Chair H775 x W584 x D584 mm

60 Day Lead Time

Featured Products

[Layer Tables](#)



GEIGER

Leeway Chair

Designed by Keiji Takeuchi

Leeway Seating maximises freedom of movement in a minimal footprint. Leveraging the versatility of woodcraft, designer Keiji Takeuchi gave these side chairs a crescent-shaped, cantilevered backrest that allows people to move naturally as they sit to collaborate or socialise.



Dimensions

Metal Side Chair H750 x W540 x D515 mm

Wood Side Chair H750 x W540 x D508 mm

50 Day Lead Time

Featured Products

[Tuxedo Lounge Chair](#)



GEIGER

Limerick Chair

Limerick chairs can be found in so many places because they deliver so much value for such a down-to-earth price. You can stack 10 chairs on the floor or move 36 of them stacked on a cart. Ganging glides let you link the chairs easily to make neat rows of seating for classrooms or auditoriums.

Who expects comfort in a chair like this? You should. The seat and back are high and wide so that the chair fits a large range of people. The back is curved and flexible to provide lumbar support and flex subtly as you move in the seat. An opening between the back and seat provides ventilation, and makes the chair easy to carry.

Dimensions

Chair H839 x W457 x D559 mm

40 Day Lead Time



Nessel Chair

Designed by Vincent Van Duysen

Lightweight yet robust in materials and construction, the Nessel Chair, designed by noted Belgian architect Vincent Van Duysen, was created to work in a multitude of spaces: offices, conference rooms, lounges, dining areas, as well as any type of residential setting. Designed with the sitter in mind, it provides maximum comfort in a restrained and elegant form. The chair's solid wood frame can be finished in a range of low-sheen or matte wood finishes. The Nessel Chair, available with or without arms, is fully upholstered in fabric or leather or in two contrasting fabrics.



Dimensions

Arm Chair H800 x W527 x D591 mm

Armless Chair H800 X W495 x D591 mm

60 Day Lead Time



GEIGER

Neu

The combination of Neu's ergonomically moulded shell with cast swivel base or solid wooden legs results in a perfectly defined profile. The durable, finely-grained plastic adds textural interest, while the rim detail gives the design structure and character. In the upholstered version a delicate stitching line runs across the seat and the piping detail accentuates the chair's raised rim. Its functional and comfortable construction and flexible design options makes it the perfect choice for offices or dining rooms



Dimensions

H820 x W460 x D525m

Featured Products

[T12](#)



HAY

Nobody

Designed by Komplot Design & HAY

Komplot and HAY's Nobody Chair was an industrial sensation when it was launched in 2007. A stackable chair moulded in a single piece from one hundred percent recyclable plastic converted into felt had never been done before. Nobody is soft, comfortable and versatile with no hard edges or loose parts. The lightweight chair has the additional advantage of making no noise or scratches when pulled across the floor, and is easy to pick up and move around. Its elegant curved silhouette married with innovative design and sustainable approach makes Nobody a timeless classic that is suitable for a wide variety of private and public settings.

Dimensions

Nobody H710 x W575 x D477m

Little Nobody H460 x W420 x D400m

Featured Products

[Woody](#)

HAY



Palissade Chair

Designed by Ronan and Erwan Bouroullec

Komplot and HAY's Nobody Chair was an industrial sensation when it was launched in 2007. A stackable chair moulded in a single piece from one hundred percent recyclable plastic converted into felt had never been done before. Nobody is soft, comfortable and versatile with no hard edges or loose parts. The lightweight chair has the additional advantage of making no noise or scratches when pulled across the floor, and is easy to pick up and move around. Its elegant curved silhouette married with innovative design and sustainable approach makes Nobody a timeless classic that is suitable for a wide variety of private and public settings.



Dimensions

Chair H800 x W470 x D560m

Armchair H800 x W510 x D560m

Dining Armchair H800 x W630 x D560m

Featured Products

[Palissade Cone Table](#)



HAY

Petit Standard

Designed by Daniel Rybakken

The result of an eight-year journey, Daniel Rybakken's Petit Standard is a study in precision and considered details. With the objective of creating a highly stackable chair, where the stackable features would actually enhance the chair's design, Petit Standard fuses elegance and functionality in an iconic design. Using die-cast aluminium and steel tubes that connect into a three-dimensional triangle, the lightweight frame has a distinctively geometric silhouette, which is counterbalanced by the warmth and natural quality of the oak-veneer seat and backrest. The high back and curved seat ensure great comfort, while the rigid tubing optimises the chair's strength and stacking ability, making it ideal for corporate environments, educational institutions, and private settings.



Dimensions

H830 x W525 x D500m

Featured Products

[Copenhagen Deux](#)



Polly Chair

Polly takes its name from the material of which the comfortable and ergonomic seat shell is made; polypropylene. Providing very little visual detail as possible, Polly has subtle edge details, a soft texture and just the right amount of flex, all combined to provide a tactile and satisfying sitting experience.

- Range of chairs, counter height stools and barstools.
- Moulded using 100% recyclable glass re-enforced polypropylene.
- 4 Leg and sled bases made in mild steel.
- 4 Star and 5 Star bases are die cast in aluminium.

Dimensions

4 Leg H785 x W513 x D530 mm
 Sled H785 x W524 x D530 mm
 4 Star H785 x W500 x D530 mm
 5 Star H785 x W635 x D530 mm

25 Day Lead Time

Featured Products

[Ali Tables](#), [Fiji Lounge Chair](#)

naughtone



Polly Wood

Polly Wood is a direct reference to the honest materials used to create this product. Standing proud on a solid oak or walnut base, Polly Wood offers a very comfortable sit and an aesthetically pleasing shape, allowing it to blend effortlessly into any environment

- Range of chairs, counter height stools and barstools.
- Seat moulded using 100% recyclable glass re-enforced polypropylene.
- Available with or without arms
- Sturdy bases constructed in solid hardwood

Dimensions

H805 x W545 c D485 mm

25 Day Lead Time

Featured Products

[Fold Table](#)

naughtone



Portrait Chair

Designed by Andreas Engesvik

The Portrait Chair was the winning entry in a design competition sponsored by the National Museum of Norway. The brief called for a welcoming, multifunctional chair for use in the museum's public spaces. The jury, led by British designer Jasper Morrison, lauded Portrait as “a beautiful chair that adds a seductive softness and elegance to the room where it will be used”



Dimensions

Chair H753 x W508 x D524 mm

Armchair H753 x W508 x D524 mm

40 Day Lead Time



Result Chair

Designed by Friso Kramer and Wim Rietveld

The Result Chair features a thin steel-sheet base with an oak seat and backrest, retaining maximum flexibility, lightness and strength. Originally created by Friso Kramer and Wim Rietveld while working at Ahrend in the 1950s, the cutout steel collection has been relaunched by HAY together with Ahrend. Suitable for use in many public and private contexts, it is available in a variety of wood finishes and base colours that can be coordinated with the Pyramid Table.




Dimensions

Chair H810 x W455 x D480 mm

Featured Products

[Pyramid](#)



HAY

Revolt Chair

Designed by Friso Kramer

Originally created by Friso Kramer while working at Ahrend in the 1950s, the Revolt Chair has been relaunched by HAY together with Ahrend. One of Friso Kramer's most famous designs, the Revolt Chair embodies his distinctive minimalist style; a revolutionary design and choice of materials that uses a bent sheet steel frame instead of a traditional tubular frame. Reproduced today using the same process, the chair retains the functionality and resilient construction of its mid-century precursor, but in a sustainable material choice comprising a mix of recycled post-consumer and virgin ABS material in different colour options. A dynamic and flexible chair, Revolt's ergonomic design moves with its user, offering active support while working, eating or sitting in conferences.



Dimensions

Chair H810 x W455 x D495 mm



Ruby Chair

The Ruby chair is simple and elegant. The broad appeal design has beautiful attention to detail as well as a supportive sitting position. With a moulded polypropylene seat shell, Ruby is wipeable, seamless and hardwearing, making it ideal for the workplace, education, hospitality and residential environments.

- Range of chairs, counter height stools and barstools.
- 100% recyclable seat shell moulded from polypropylene
- 4 Star and 5 Star base is die cast aluminium.
- Seat shell available in eight standard RAL colours
- Available with upholstered seat pad
- 4 leg and sled bases made in mild steel
- 4 Star and 5 Star base is die cast aluminium.
- Dowel base available in oak or walnut

Dimensions

4 Leg Base H785 x W610 x D540 mm
 Sled Base H780 x W610 x D530 mm
 Dowel Base H790 x W610 x D530 mm
 4 Star Base H795 x W610 x D530 mm
 5 Star Base H795 x W635 x D635 mm

35 Day Lead Time

Featured Products

[Dalby](#)

naughtone



Ruby Wood

The Ruby Wood chair is simple and elegant. The broad appeal design has beautiful attention to detail as well as a supportive sitting position. With a moulded polypropylene seat shell, Ruby Wood is wipeable, seamless and hardwearing, making it ideal for the workplace, education, hospitality and residential environments. The generous use of solid hardwood (oak or walnut) in the base is a key characteristic of Ruby wood and provides a robust chair with a real sense of material and tactile value in the product

- Range of chairs, counter height stools and barstools.
- 100% recyclable seat shell moulded from polypropylene
- Seat shell available in eight standard RAL colours
- Base available in oak or walnut

Dimensions

4 Leg Base H800 x W610 x D530 mm

35 Day Lead Time

Featured Products

[Dalby](#), [Ruby Chair](#)



Saiba Side Chair

Designed by Naoto Fukasawa

The Saiba side chair pairs a cushioned, fully upholstered bucket seat with striking wood legs. It reads as a singular, familiar form, at home wherever elegant guest seating is needed. After a closer look, the impeccable tailoring and gentle curves of the side chair reveal the attention to detail that's become a signature of designer Naoto Fukasawa's Saiba family of seating and tables, elevating the design beyond expectations.



Dimensions

Guest Chair H819 x W654 x D641 mm
 Low Conference H838 x W660 x D610 mm
 High Conference H978 x W660 x D686 mm

50 Day Lead Time

Featured Products

[Scissor Chair](#), [Always Lounge](#)



Sayl Side Chair

Designed by Yves Béhar


Given their wide array of classic and expressive colour selections, Sayl side chairs can work with any décor. And the organic shape of the Sayl side-chair back makes it elegant anywhere, from every angle. Select a suspension back similar to the 3D Intelligent suspension back on the work chair, or a familiar upholstered back. As to base options, selections range from a 4-leg base and glides or castors, with or without arms, to a cantilever base with or without arms.

Herman Miller and Yves Béhar are big on environmental responsibility in design. With Sayl, we went a step farther, starting out by thinking about what could be removed from a simple side chair. The result was a lightweight chair. Structural components are hollowed out, reducing the weight and volume of material.

Dimensions

Sled Base H870 x W610 x D489 mm

20 Day Lead Time



Setu Side Chair

Designed by Studio 7.5

While technology has changed where we sit and when we sit, it shouldn't change how we all like to work: in comfort. Setu chairs are designed to deliver instant comfort from the moment you sit down. Material innovation gives Setu chairs their unique combination of flex and strength. The Kinematic Spine uses two types of polypropylene to control resistance and support your weight as you recline. It bends and flexes with every movement, responding to the natural ways your body moves.

More of a structural element than a textile, the finely tuned Lyris 2 elastomeric material is used to create Setu's one-piece seat and back. The breathable, pliable woven suspension adapts to your sitting bones, providing contouring comfort as well as aeration.

Dimensions

Side Chair H915 x W638 x D381 mm

20 Day Lead Time



Soft Edge

Designed by Iskos-Berlin

Made possible by exploring innovative developments in moulded plywood techniques, Iskos-Berlin's Soft Edge series blends strong curves with extreme lightness to create a three-dimensionality that is not normally possible with 2D plywood. All the edges of the ultra-thin, soft-formed seats are bent away from the body, designed to optimise human-centric comfort for constant shifting and movement. Soft Edge 12 features a wooden base that creates a seamless, unified expression, while its strength and stackability ensure years of everyday use in a wide range of public and private environments – from classrooms and cafés to a home environment. Also available with upholstered seat.



Dimensions

Soft Edge 10 H790 x W500 x D525 mm

Soft Edge 12 H790 x W515 x D525 mm

Featured Products

[Pyramid](#), [Soft Edge Stool](#)



HAY

Viv Chair

As a simple and comfortable staple of the naughtone portfolio, the Viv chair's slender shape is highlighted by its tight and skilful upholstery, making it a welcome addition to the home, meeting room or break out space.

- Range of chairs, lounge chairs, counter height stools and barstools.
- Sled bases are made in mild steel.
- 4 Star and 5 Star base is die cast aluminium.



Dimensions

Sled Base H825 x W515 x D570 mm
 4 Leg Base H810 x W515 x D570 mm
 Dowel Base H810 x W505 x D555 mm

25 Day Lead Time

Featured Products

[Hush Lounge Chair](#), [Viv Stool](#)



Viv Highback

Available as a highback chair or highback lounge, Viv Highback has a simple, broadly appealing form with a premium feel. The comfortable and generous upholstery and tilt mechanism offers superior comfort and launches the Viv range into a new realm.

- Available as a highback chair or highback lounge.
- 4 and 5 star die cast aluminium bases.
- Tilt mechanism for superior comfort.
- Gas lift available on Viv Highback 5 star base.

Dimensions


4 Star Base H1025-1125 x W525 x D640 mm
 4 Star Base Arms H1025-1125 x W620 x D640 mm
 5 Star Base H1025-1125 x W635 x D640 mm
 5 Star Base Arms H1025-1125 x W635 x D640 mm

35 Day Lead Time

Featured Products

[Ped Table](#)

naughtone



Viv Wood

As a simple and comfortable staple of the naughtone portfolio, the Viv chair's slender shape is highlighted by its tight and skilful upholstery, making it a welcome addition to the home, meeting room or break out space.

- Seat is constructed with a 3D formed plywood.
- Topped with high quality foams.
- The Viv Wood base is cut from solid oak or walnut, traditionally assembled by hand then sealed with matt lacquer.
- Viv Wood chair on an oak base has an HPD – Health Product Declaration.




Dimensions

H780 x W515 x D560 mm

25 Day Lead Time

Featured Products

[Dalby Table](#), [Hush Lounge Chair](#), [Pollen Table](#)





Stools



About A Stool



Always Stool



Balance



Butler



Caper Stool



Construct Stool



Cornet Bar Stool



Crosshatch Stool



Hee Stool



Jetty Stool



Lasso Stool



Leeway Stool




Palissade Stool



Pinch



Pollen Stool



Polly Stool



Revolver Stool



Ruby Stool



Soft Edge Bar Stool



Soft Edge Stool



Spot



Viv Stool

About A Stool

Designed by Hee Welling

The About A Stool has the same capacity for transformation as the other designs in the series, ranging from a minimalistic plastic stool to a more full-bodied upholstered version. With a curved backrest and long, elegant wooden legs, it enjoys a simple yet strong visual presence that makes it ideal as a bar stool in a public environment, as well as for informal meetings and meals. Available in two heights and in a range of wood finishes and colours.



Dimensions

Low H760 x W470 x D450 mm

High H850 x W500 x D480



Always Stool

Named Always because there is always a place for this chair. This chair offers positive back support with a comfortable enclosed feeling. Always has been designed with an organic form that complements any interior and looks great from every angle.

- Moulded foam on a steel frame core.
- Meticulously upholstered.
- Sled and 4 leg bases made from mild steel.
- Wooden base made from solid oak or walnut.
- 4 Star and 5 Star base made from die cast aluminium.

Dimensions

Counter Height H965 x W630 x D600 mm

Barstool H1065 x W630 x D600 mm

25 Day Lead Time

Featured Products

[Ali Table](#)

naught**one**



Balance Stool

Compact and sturdy, but with an elegant footprint and low centre of gravity, all elements of this simple structure work together in perfect balance. Manufactured using sustainable European beech, Balance's modest style features a graceful curve to the shape of the leg and combines traditional construction with an uncluttered form to provide a feeling of simplicity and honesty.

Available as a range of stools and benches, Balance can be used to help create flexible working spaces, offering a highly portable solution for ever-changing environments.



Dimensions


Stool H475 x W468 x D468mm

Two Seat bench H475 x W1100 x D450 mm

40 Day Lead Time

Featured Products

[Jetty Lounge Seating](#)



Butler

Designed by Shane Schneck

Born from the desire to create a versatile step ladder to fit modern urban lifestyles, Shane Schneck has created in Butler a clever and multifunctional household item. Providing two extra steps when used as a ladder, the larger lower step allows it to be utilised as a side table, stool or bedside bench when not serving its primary function. Crafted in solid oak with contemporary detailing, Butler comes pre-assembled and ready to use.



Dimensions

H500 x W500 x D430mm



HAY

Caper Stool

Designed by Jeff Weber

For space-efficient storage when they're not in use, Caper Stacking Chairs can stack six-high on the floor or fifteen-high on the Caper Cart, where they can be moved conveniently as a group. With optional ganging connectors, they make a tidy presentation space. Caper's glass-filled nylon seat and back are contoured for comfort, flexible for give and colourful enough to brighten up any room. Holes in the material allow the body to breathe, so moisture and heat dissipate, and sitting is a cool experience. An optional FLEXNET seat uses advanced suspension materials to minimise pressure points, which keeps the person comfortable as he or she sits.

As stylish as they are versatile, Caper chairs and stools are available in a palette of fresh, lively colours. Sophisticated neutrals complement, while vibrant primary colours bring energy.




Dimensions

Bar Height H826 x W616 x D419 mm
Counter Height H978 x W616 x D445

20 Day Lead Time

Featured Products

[Caper Stacking](#)



Construct Stool

The Construct range has an industrial aesthetic thanks to its folded steel frame and visible rivet construction. Pared with a simple solid wood top this stool really wears its construction method on its sleeve.


- Range of low, counter height and bar stools
- Made from laser cut, folded steel and unique riveted joints
- Base is finished with hard-wearing polyester powder coat
- Top is cut from hardwood then finished with matt lacquer.

Dimensions

Low Stool H450 x W385 x D285 mm
Counter Height H660 x W425 x D425 mm
Bar Height H760 x W425 x D425 mm

35 Day Lead Time

naught**one**



Cornet Bar Stool

Designed by Jonas Trampdach


Jonas Trampdach's Cornet barstool is a classic barstool using an innovative steel tube technique inspired by bicycle racks. The round solid oak seat rests on a slender steel base, creating an interesting balance of proportions and profiles. The stools come in two different heights, with choice of wood finishes for the seat and chrome or powder coated colour options for the legs. The stools are suitable for bars, islands and worktops in a number of private and public settings.



Dimensions

Low H650 x W335 x D335 mm

High H750 x W335 x D335 mm



HAY

Crosshatch Stool

Designed by EOOS

With graceful lines and rounded edges that highlight the inherent beauty of wood, the Crosshatch Stool offers an inviting perch. The slip of a backrest provides just enough support. The distinctive angled supports, consistent across the Crosshatch family, merge with a functional footrest. Available in bar- and counter-heights.






Dimensions

Counter Height H711 x W432 x D432 mm

Bar Height H838 x W432 x D432 mm

50 Day Lead Time



GEIGER

Hee Stool

Designed by Hee Welling

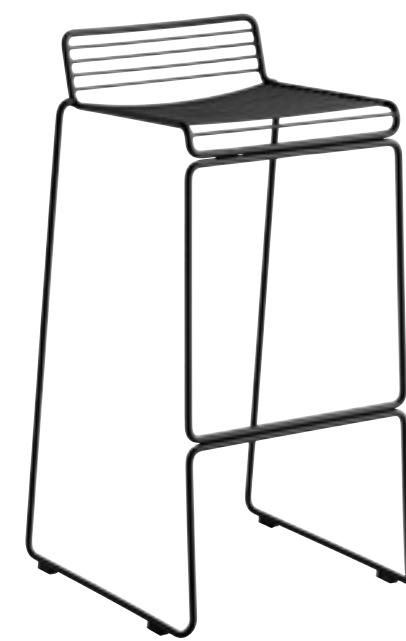
The absence of superfluous details in the Hee Bar Stool seems even more pronounced by its height and the presence of long slender legs. The ultimate in elemental design, this versatile bar/counter stool has a simple, uncluttered expression with excellent stability. Stackable and weather-proof, the Hee Bar Stool can be used in outdoor surroundings, as well as inside restaurants, bars and in the home.



Dimensions

Low H760 x W430 x D450 mm

High H860 x W440 x D470 mm



HAY

Jetty Stool

Tailored to a level of perfection synonymous with that of a Savile Row suit and with understated quality in the detail, Jetty has been influenced by timeless 1950s style. Providing a subtle nod to the past, Jetty also provides a perfect solution for the way we work today.



A comprehensive product family, Jetty features a variety of elegant chairs and sofas, enabling the creation or enhancement of multiple workplace settings. With a choice of beautifully sectioned timber underframes or wire bases, plus a wide range of fabric colour choices, Jetty is well-equipped to either blend with your current environment or make a strong visual statement.



Dimensions

Low Stool H500 x W492 x D492 mm
High Stool H820 x W649 x D649 mm

50 Day Lead Time



Lasso Stool

Lasso is a collaborative seating and table system that can be easily moved to create clusters around the three seat stool. The Lasso seating range is ideally suited to project work within open spaces. It has a plywood inner frame topped with high quality foams then neatly upholstered.



Dimensions

Stool H485 x W510 x D510 mm

Stool and Table H705 x W510 x D725 mm

35 Day Lead Time

Featured Products

[Hue](#)



Leeway Stool

Designed by Keiji Takeuchi

Like the Leeway Chair, Leeway Stools maximise freedom of movement within a minimal footprint. The curved, cantilevered backrest follows the shape of the human body and contributes to an open design that accommodates the side-to-side movements seated people make while socialising or collaborating.



Dimensions

Counter Height H902 x W540 x D483 mm

Bar Height H1029 x W 540 x D483 mm

50 Day Lead Time

Featured Products

[Tuxedo Lounge Chair](#)

[Leeway Chair](#)



GEIGER

Palissade Stool

Designed by Ronan and Erwan Bouroullec

Designed by French brothers Ronan and Erwan Bouroullec, Palissade is a collection of outdoor furniture for HAY in powder coated or hot galvanised steel. United by a common principle of symmetrical geometry, the Palissade collection is engineered to reproduce the same visual simplicity and core strength throughout. Designed in colour and form to integrate effortlessly into a natural landscape or urban setting, Palissade is intended to be used over a longer period of time and become more beautiful over the years. The collection is suited to a wide variety of environments, from cafés and restaurants to gardens, terraces and balconies.



Dimensions

H450 x W370 x D420 mm

Featured Products

[Palissade Table](#), [Palissade Chair](#)



HAY

Pinch Stool

Pinch is truly versatile, offering a comfortable seat whether used at a table, mingled with soft seating or scattered in a space. Pinch works brilliantly as functional and occasional seating, in public, educational or hospitality spaces.

- Robust wooden frame.
- Topped with high quality foam.
- Meticulous upholstery with quilted seat top.



Dimensions

Stool H500 x W550 x D350 mm

Low Stool H400 x W600 x D350 mm

35 Day Lead Time

Featured Products

[Hush Lounge Chair](#), [Cloud Desk](#)



Pollen Stool

The hexagon is a naturally repeating and pleasing shape that lends itself to being used in small clusters, straight lines or tucked into corners. Pollen is a truly dynamic seating and table system.

- Steel base and plywood subframe.
- Topped with high quality foam.
- Base finished with a hard-wearing polyester powder coat or chrome.



Dimensions

Stool H450 x W685 x D600 mm

35 Day Lead Time

Featured Products

[Pollen Table](#)



Polly Stool

Polly takes its name from the material of which the comfortable and ergonomic seat shell is made; polypropylene. Providing very little visual detail as possible, Polly has subtle edge details, a soft texture and just the right amount of flex, all combined to provide a tactile and satisfying sitting experience.

- Range of chairs, counter height stools and barstools.
- Moulded using 100% recyclable glass re-enforced polypropylene.
- 4 Leg and sled bases made in mild steel.



Dimensions

Counter Sled H1005 x W565 x D565 mm
Bar Sled H1100 x W565 x D565 mm
Counter Wood H1010 x W565 x D565 mm
Bar Wood H1085 x W575 x D555 mm

25 Day Lead Time

Featured Products

[Dalby Table](#)

naughtone



Revolver Stool

Designed by Leon Ransmeier

HAY's Revolver Stool is positioned on a bearing mechanism that enables the seat and foot ring to rotate 360 degrees. The slim, slightly dished seat features curved edges for additional comfort, while the footrest provides support and the weighty base creates total stability. The rotating feature, while altering appearance, also lends a sense of the play to this functional design. Available in two heights and a choice of coatings, its versatile presence makes it suitable for a wide range of public and residential environments.



Dimensions

Low H485 x W340 x D340 mm

Medium H650 x W445 x D445 mm

High H760 x W445 x D445 mm



Ruby Stool

The Ruby chair is simple and elegant. The broad appeal design has beautiful attention to detail as well as a supportive sitting position. With a moulded polypropylene seat shell, Ruby is wipeable, seamless and hardwearing, making it ideal for the workplace, education, hospitality and residential environments.

- Range of chairs, counter height stools and barstools.
- 100% recyclable seat shell moulded from polypropylene
- 4 Star and 5 Star base is die cast aluminium.
- Seat shell available in eight standard RAL colours
- Available with upholstered seat pad
- 4 leg and sled bases made in mild steel
- Wood base available in oak or walnut



Dimensions


- 4 Leg Counter Stool H995 x W610 x D530 mm
- Sled Counter Stool H990 x W610 x D540 mm
- 4 Leg Barstool H1095 x W610 x D535 mm
- Sled Barstool H1090 x W610 x D565 mm
- Wood Counter Stool H1000 x W610 x D530 mm
- Wood Barstool H1100 x W610 x D530 mm

35 Day Lead Time

Featured Products

[Ruby Chair](#), [Polly Chair](#), [Ali Table](#), [Knot Table](#)

naughtone



Soft Edge Bar Stool

Designed by Iskos-Berlin

Iskos-Berlin's Soft Edge series features an organically shaped seat and back seat, blending strong curves with extreme lightness to create a three-dimensionality that is not normally possible with 2D plywood. The result is a minimalistic design that optimises human-centric comfort for constant shifting and movement. Featuring a wooden seat and back in a range of different finishes, the Soft Edge 10 bar stool has long steel legs that enhance the minimalistic aesthetics and create a feeling of lightness, while the low, supportive backrest enhances the bar stool's stability and comfort. Its strength and functionality ensure years of everyday use in a wide range of public and private environments – from corporate spaces and cafés to home environments. Available in two different heights and with upholstered seat options.

Dimensions

Low H980 x W535 x D540 mm

High H1080 x W550 x D555 mm



Soft Edge Stool

Designed by Iskos-Berlin

Made possible by exploring innovative developments in moulded plywood techniques, Iskos-Berlin's Soft Edge series blends strong curves with extreme lightness to create a three-dimensionality that is not normally possible with 2D plywood. All the edges of the ultra-thin, soft-formed seats are bent away from the body, designed to optimise human-centric comfort for constant shifting and movement. This shorter stool version features solid wooden legs that create an expression of seamless symmetry and stability. Its strength and functionality ensure years of everyday use in a wide range of public and private environments – from corporate spaces and cafés to home environments. Also available with upholstered seat.



Dimensions

30/P30 Medium H650 x W400 x D400 mm


30/P30 High H750 x W415 x D415 mm

70/P70 H475 x W375 x D375 mm

32 Medium H650 x W375 x D375 mm

32 High H750 x W390 x D390 mm

72 H475 x W360 x D360 mm



HAY

Spot Stool

Designed by Michael Anastassiades

A de-constructed cylindrical shape refined to its bare essentials, the Spot Stool designed by Michael Anastassiades has a purity of form and an honesty of materials that have become the designer's signature. A circular seat and base are held together by two parallel legs in the kindred pairing of wood and metal.

Offered in a variety of wood and metal finishes, as well as three heights, with the two tallest outfitted with a crossbar footrest, Spot Stools bring an austere sense of elegance to an interior.



Dimensions

Occasional H457 x Dia 349 mm

Counter H610 x Dia 349 mm

Bar H762 x Dia 349 mm

60 Day Lead Time

Featured Products

[Tuxedo Lounge Seating](#)



Viv Stool

As a simple and comfortable staple of the Naughtone portfolio, the Viv chair's slender shape is highlighted by its tight and skilful upholstery, making it a welcome addition to the home, meeting room or break out space.

- Range of chairs, lounge chairs, counter height stools and barstools.
- Sled bases are made in mild steel.



Dimensions



Counter Sled H915 x W565 x D545 mm
Bar Sled H1025 x W565 x D575 mm
Counter Wood H910 x W560 x D560 mm
Bar Wood H1000 x W560 x D560 mm

25 Day Lead Time

Featured Products

[Dalby Table](#)

naughtone





Tables



About A Table



AGL Table Group



Burdick Group Tables



Civic Tables



Cloud Desk



Copenhagen Deux



Dalby Table



Everywhere Tables



Fold Table



Loop Stand



Megaped Table



Palissade Table



Pyramid Table



Saiba Table



T12



Tilt Top



Triangle Leg

About A Table

Designed by Hee Welling

The About A Table shares the general versatility and design language as the rest of the family. The table features the same powder coated frame as many of the chairs in the series, and the organic curves and raised feet convey a similar light expression. The tables are available with round or rectangular tabletops, with the round tabletop resting on a centred frame, while the rectangular version has its legs positioned at both ends and has a cross-bar construction. About A Table is available in two heights and a wide range of dimensions, enabling you to create a unique solution to match your needs.



Dimensions

AAT-10 H730 - 1050 x W1600 - 2800 x D900 - 1050 mm

AAT-15 H730 - 1050 x W800 x D800 mm

AAT-20 H730 - 1050 x Dia 800 - 1280 mm



AGL Table Group

Designed by Leon Ransmeier

Inviting and intelligent, Leon Ransmeier's AGL Table Group exemplifies the Herman Miller Collection's intent to provide newly commissioned designs with dynamic performance and timeless quality.

Highly considered in terms of shape, proportion and scale, the AGL Table Group minimises material usage – an approach that draws from the efficiencies of aeronautical design. Multiple size and material options make it suitable for use in any environment in need of an elegant surface.





Dimensions

H737 x W1905, 2159 x D965 mm
H737 x W2159, 2413 x D1067 mm
H737 x W2413, 3048 x D1219 mm
Double H737 x W4013, 4826, 5588 x D1219 mm

60 Day Lead Time

Featured Products

[Full Twist](#)



Burdick Group Tables

Designed by Bruce Burdick

Distinctive and functional, this unique furniture system is available in preconfigured options or can be customised using flexible modular components to form L, S, T or U shapes. With two available surface shapes in glass, stone and laminate materials, Burdick tables contribute a sophisticated functionality to working, meeting and dining spaces.

Lovely to look at, the tables are fabricated from fine materials and a thoughtful design that allows cables to be routed along the beam and base assembly. Plate-glass tabletops are 16 mm thick with polished edges. Natural stone tops have full bullnose edge profiles around the entire perimeter and are 19 mm thick. Laminate tops with black edges are available in two colours.

Dimensions



H724 x W1524, 1829 x D914, 762 mm

Oval H914 x W2743, 3048 x D914 mm

60 Day Lead Time

Featured Products

[Keyn Side Chairs](#)



Civic Tables

Civic is a comprehensive table collection that lends itself to a wide variety of applications for work, home and hospitality. It includes meeting tables, conference tables, cafe tables, lounge tables, collaboration tables and side tables, each offering a choice of shapes, colours, materials and finishes.

The foundation of Civic is a base design for each table which gives harmony, elegance and coherence to a space, allowing them to be specified across a diverse range of environments. Accompanied by table tops with curved edges and fluid shapes (there are no harsh angles in the range).



Dimensions

Oval H740 x W1600 - 6000 x D1000 - 1400 mm

Round H400 - 1050 x Dia 900 - 2400mm

Soft Square H400 - 1050 x W900 - 2400 x D900 - 2400 mm

Trapezoid H740 x W1600 - 2800 x D1000 - 1400 mm

'O' Desk H740 x W1200 x D700 mm

'U' Desk H740 x W1200 x D740 mm

20 Day Lead Time

Featured Products

[Leeway Chair](#)



Cloud Desk

Cloud Desk is a fully upholstered booth that is a truly satisfying place to sit and concentrate. As a visual and acoustic haven, Cloud Desk offers users a comfortable and private space to work independently.

- Steel frame internal structure.
- Topped with high quality foam.
- Quilted or plain upholstery.



Dimensions

Desk H1300 x W1100 x D750 mm

35 Day Lead Time



Copenhagen Deux

Designed by Ronan & Erwan Bouroullec

The Bouroullec brothers' Copenhagen Deux collection is a versatile range of tables and benches designed especially for compact spaces. The collection includes dining tables, coffee tables and benches in a wide variety of shapes and sizes, which all share the same light, uncluttered profile. The table top surface is made from a new laminate based on nanotechnology, which provides an ultra-matt surface with a soft touch that is anti-fingerprint and easy to clean. Ideal for offices, homes and cafés and anywhere tight on space.



Dimensions

CPH DEUX 210 H730 x W750 - 2000 x D750 mm

CPH DEUX 215 H450 x W750 - 2000 x D350 mm

CPH DEUX 220 H730 x Dia 750 - 980 mm

CPH DEUX 250 H390 x W750 - 1200 x D600 - 750 mm

Featured Products

[Soft Edge](#)



HAY

Dalby Table

As your newest old friend, the Dalby table will effortlessly inject warmth and quality into an interior. Dalby provides a practical and robust surface making it ideal for the hospitality industry, or the home. Built from solid materials, Dalby will last as long as it's timeless aesthetic endures.

- Range of coffee, café, dining and bar height tables.
- Solid oak or walnut legs.
- Finished with clear matt lacquer.
- Stainless steel leg and beam brackets.
- Power and data available.

Dimensions

Circular H750 Dia 1200, 1400, 1600

Dalby H750 x W1600-3200 x D800-1200 mm

Bar H100 x W1600-3200 x D800-1200 mm

35 Day Lead Time

Featured Products

[Viv Wood](#), [Viv Stool](#)

naughtone



Everywhere Tables

Designed by Dan Grabowski

Elegant and versatile, Everywhere Tables is a family of meeting, standing height, training, cafe and occasional tables, all sharing a simplicity designed to minimise the visual chaos in an active space. With a choice of sizes, shapes, heights, bases and finishes, including power options, the tables bring a sense of calm and order to any environment, regardless of the configuration.



Dimensions

H400, 730, 1000 x W600-2200 x D450-1000 mm

20 Day Lead Time

Featured Products

[Keyn side chair](#)



Fold Table

Strong and elegant, the Fold range is carefully proportioned to provide a simple and customisable surface. Taking its name from the folded steel frame, Fold is a low statement product that can be used with any chair or bench.

- Range of dining and bar height tables.
- The frame is handmade from folded mild steel.
- Finished with a hard-wearing polyester powder coat.
- Fold has adjustable height tilt and glide feet.
- Power and data available.




Dimensions

Circular H750 x Dia 1200-1600 mm
 H750 x W800-1200 x D1600-3000 mm
 H1000 x W800-1200 x D1600-3200 mm

35 Day Lead Time

Featured Products

[Viv Chair](#), [Viv Wood](#), [Always Chair](#)



Loop Stand

Designed by Leif Jørgensen

Loop Stand is Leif Jørgensen's well-designed and ultra-functional, no-nonsense series of coat stands, wardrobe furniture and tables, all with a consistent family identity. Loop Stand Table shares the same clean visual expression as the wardrobe stand, where the characteristic three-legged trestles are attached to the table top with screws. The Loop Stand Table is available in several variants and heights to suit a wide range of dining rooms and offices in corporate and private settings.



Dimensions

Table H740 x W1600 - 2500 x D775 - 925 mm
High Table H970 x W1600 - 2500 x D775 - 925 mm
Round Table H740 - 960 x Dia 900 - 1200 mm



Megaped Table

With a pared down design and robust construction, the Megaped table supports large table tops. Megaped is perfectly suited for workplace meetings or large functions. The minimalistic soft square shaped base and hollow stem allows for maximum leg space and can be fitted with power and data.

- Base manufactured in mild steel tube with aluminium flat plate.
- Base finished with hard-wearing polyester powder coat.
- Power and data available.





Dimensions

Circular Table H750 x Dia 1050-2000 mm
 Square Table H750 x W1150 x D1150 mm
 Square Table H750 x W1500 x D1500 mm

35 Day Lead Time

Featured Products

[Bounce](#), [Always Chair](#)



Palissade Table

Designed by Ronan and Erwan Bouroullec

Designed by French brothers Ronan and Erwan Bouroullec, Palissade is a collection of outdoor furniture for HAY in powder coated or hot galvanised steel. United by a common principle of symmetrical geometry, the Palissade collection is engineered to reproduce the same visual simplicity and core strength throughout. Designed in colour and form to integrate effortlessly into a natural landscape or urban setting, Palissade is intended to be used over a longer period of time and become more beautiful over the years. The collection is suited to a wide variety of environments, from cafés and restaurants to gardens, terraces and balconies.




Dimensions

Small Table H750 x W900 x D825

Large Table H750 x W900 x D1700

Featured Products

[Palissade Chair](#)



HAY

Pyramid

Designed by Wim Rietveld

Designed to be functional, light and strong, the Pyramid Table features a steel-sheet base with a rectangular oak tabletop. Originally created by Wim Rietveld while working at Ahrend in the 1950s, the cutout steel collection has been relaunched by HAY together with Ahrend. The table comes in two models – with and without overhang – and is suitable for using in a wide range of educational institutions, corporate environments and private homes. Both variants are available in a variety of wood finishes and base colours that can be coordinated with the Result Chair.



Dimensions



Table H740 x W1400 - 3000 x D650 - 850 mm

Café Table H740 x W700 x D700 mm

Coffee Table H440 - 540 x W455 - 600 x D455 - 600 mm

Featured Products

[Result Chair](#)



HAY

Saiba Tables

Designed by Naoto Fukasawa

A thin, elegant surface is affixed to a singular pedestal. This simple gesture encapsulates the core of the ‘Super Normal’ design philosophy of Tokyo-based Naoto Fukasawa. Because his designs, including Saiba Tables, are instantly familiar (or ‘normal’) and made with great care and meticulous attention to detail, they have an inherent quality that goes beyond expectations (making them ‘super’).

Offered in a choice of heights and diameters, with a variety of available material options for both surfaces and bases, these occasional tables bring an understated elegance to any space.




Dimensions

H406, 673, 762 x Dia 762, 914, 1016 mm

60 Day Lead Time

Featured Products

[Leeway Chair](#)



GEIGER

T12

Defined by its pure functionality, HAY's T12 Table serves as a dining or work table in a tight composition and a clear aesthetic. Fundamental to the table's design are the legs, which are positioned in the corners to seat as many people as possible, and the generous size which offers optimal working space. These factors make it particularly suitable for using in meeting rooms or as a dining table for larger families.



Dimensions

H740 x W1600 - 4000 x D800 - 1200 mm

Featured Products

[About A Chair](#)



HAY

Tilt Top

Designed by Scholten & Baijings

Based on a traditional type of Dutch table from the 1700s, HAY's Tilt Top Table transcends generations by bringing this classic design right up to date. Due to tight living space, the table was originally designed to fold together to create extra space when packed away. In the same way, the Tilt Top Table functions as a dining table or working area, and can be folded completely flat against the wall when not in use. Ideal for compact space or as a convenient spare table that can easily be stored away.

Dimensions

H740 x W700 x D700 mm

HAY



Triangle Leg

Designed by Simon Jones

Motivated by the desire to create more space around a circular table, Simon Jones designed the Triangle leg table and bench series. The rectangular ends of the tabletop and bench have been rounded, creating a sociable setting that maximises seating numbers around the table. Crafted in solid oak with an oiled, soaped or clear lacquer finish, this versatile series is suitable for a wide range of private and public dining or office environments.



Dimensions

H740 x W1150 - 2500 x D850 - 1150 mm





Café and Occasional Tables



About A Table



Ali Table



Bella Tables



Bowler Table



Brabo Table



Civic Tables



Claw Table



Copenhagen Deux



Dalby Coffe Table



Don't Leave Me



Eiffel Table



Everywhere Tables



Frog Cafe Table




H Frame Coffee Table



H Frame Side Table



Hew



I Beam Coffee Table



I Beam Side Table



Knot Table



Kotatsu Table




Layer Tables



Megaped Table



Neu Table



Noguchi Rudder Table




Palissade Cone Table



Ped Table




Pollen Table



Polygon Wire Table



Pyramid




Rebar



Reframe Table



Riley



Saiba Table



Slit Table



Swoop Side Table



Terazzo



Café and Occasional Tables



Trace Small



Tray Table



Tulou



Tuxedo Tables



About A Table

Designed by Hee Welling

The About A Table shares the general versatility and design language as the rest of the family. The table features the same powder coated frame as many of the chairs in the series, and the organic curves and raised feet convey a similar light expression. The tables are available with round or rectangular tabletops, with the round tabletop resting on a centred frame, while the rectangular version has its legs positioned at both ends and has a cross-bar construction. About A Table is available in two heights and a wide range of dimensions, enabling you to create a unique solution to match your needs.



Dimensions

AAT-10 H730 - 1050 x W1600 - 2800 x D900 - 1050 mm

AAT-15 H730 - 1050 x W800 x D800 mm

AAT-20 H730 - 1050 x Dia 800 - 1280 mm



Ali Table

Ali is the most recent addition to naughtone's range of coffee, café and poseur tables, working particularly well in the hospitality and education sectors. Ali has a robust die cast aluminium base that is lightweight and perfectly complements our range of 4 star based chairs, within an abundance of environments.

- Range of coffee, café and poseur height tables.
- Die cast aluminium 4 Star base with mild steel tubular stem.
- Adjustable glides.
- Finished with a hard-wearing polyester powder coat.

Dimensions

H450, 750, 1000 x Dia 650, 850 mm

H450, 750 x W650, 850 x D650, 850 mm

H1000 x W650 x D650 mm

35 Day Lead Time

Featured Products

[Viv Highback Lounge](#), [Viv Highback](#), [Always Chair](#),
[Polly Stool](#)

naughtone



Bella Tables

HAY's Bella Coffee Table is an understated table that is small enough to place anywhere. The ultra-thin surface and moulded oak veneer legs create a functional and aesthetically light table that can be used separately or positioned in pairs or groups.



Dimensions

H320 - 490 x W450 - 600 x D450 x 600 mm



Bowler Table


Designed by Shane Schneck

Shane Schneck's Bowler Table is a compact side table that is ideal for small spaces. The single tube that extends upwards creates a defined profile, which doubles as a functional handle too. The stem, handle and tray are made in powder coated steel, with a solid granite base that provides stability, yet it is still lightweight enough to move around. Bowler comes flat packed and is easy to assemble, making it suitable for all kinds of domestic and corporate environments.



Dimensions

H705 x W360 x D360 mm



HAY

Brabo Tables

Designed by Vincent Van Duysen

For the Brabo Lounge family, his first design commission for Herman Miller, Belgian architect Vincent Van Duysen has created a sophisticated line of modern classics. Named after a Dutch folk hero celebrated in Van Duysen's hometown of Antwerp, the collection deftly blends fine materials like wood, metal, and leather and fabric upholstery to create a timeless collection of seating and table offerings.



Dimensions

Side Table H362 x W838 x D584 mm

Coffee Table H362 x W1219 x D584 mm

60 Day Lead Time

Featured Products

[Brabo Lounge Seating](#)



GEIGER

Civic Tables

Civic is a comprehensive table collection that lends itself to a wide variety of applications for work, home and hospitality. It includes meeting tables, conference tables, cafe tables, lounge tables, collaboration tables and side tables, each offering a choice of shapes, colours, materials and finishes.

The foundation of Civic is a base design for each table which gives harmony, elegance and coherence to a space, allowing them to be specified across a diverse range of environments. Accompanied by table tops with curved edges and fluid shapes (there are no harsh angles in the range).



Dimensions

Oval H740 x W1600 - 6000 x D1000 - 1400 mm

Round H400 - 1050 x Dia 900 - 2400mm

Soft Square H400 - 1050 x W900 - 2400 x D900 - 2400 mm

Trapezoid H740 x W1600 - 2800 x D1000 - 1400 mm


'O' Desk H740 x W1200 x D700 mm

'U' Desk H740 x W1200 x D740 mm

20 Day Lead Time

Featured Products

[Leeway Chair](#)



Claw Table

Designed By Ward Bennet

Named for the metal cross brace that grasps the table's tubular legs, Ward Bennett's Claw Tables exude the designer's trademark industrial chic.

Both four-legged square versions and three-legged round versions have clear, 3/4-inch glass tabletops and sturdy metal frames.

Place them comfortably at the center of room or quietly along the perimeter.



Dimensions

Round H406 x Dia508, 610, 991 mm

Square H406 x W914, 1016 x D 914, 1016 mm

60 Day Lead Time



Copenhagen Deux

Designed by Ronan & Erwan Bouroullec

The Bouroullec brothers' Copenhagen Deux collection is a versatile range of tables and benches designed especially for compact spaces. The collection includes dining tables, coffee tables and benches in a wide variety of shapes and sizes, which all share the same light, uncluttered profile. The table top surface is made from a new laminate based on nanotechnology, which provides an ultra-matt surface with a soft touch that is anti-fingerprint and easy to clean. Ideal for offices, homes and cafés and anywhere tight on space.



Dimensions

CPH DEUX 210 H730 x W750 - 2000 x D750 mm

CPH DEUX 215 H450 x W750 - 2000 x D350 mm

CPH DEUX 220 H730 x Dia 750 - 980 mm

CPH DEUX 250 H390 x W750 - 1200 x D600 - 750 mm

Featured Products

[Soft Edge](#)



HAY

Dalby Coffee Table

As your newest old friend, the Dalby table will effortlessly inject warmth and quality into an interior. Dalby provides a practical and robust surface making it ideal for the hospitality industry, or the home. Built from solid materials, Dalby will last as long as it's timeless aesthetic endures.

- Range of coffee, café, dining and bar height tables.
- Solid oak or walnut legs.
- Finished with clear matt lacquer.
- Stainless steel leg and beam brackets.

Dimensions

Circular Coffee H350 x Dia 650, 850 mm
 Square Coffee H350 x W650, 850 x D650, 860 mm
 Rectangular Coffee H350 x W1100 x D550 mm
 Circular Side H550 x Dia 350 mm
 Square Side H550 x W350 x D350 mm

From 35 Day Lead Time

Featured Products

[Clyde Armchair](#)

naughtone



Don't Leave Me

Designed by Thomas Bentzen

Thomas Bentzen's portable side table is aptly named 'Don't Leave Me'. Abbreviated to DLM, it features a convenient handle that allows the metal table to be carried from room to room. Although it has a lightweight and portable structure, the three slanted legs provide great stability. Available in two sizes, the DLM and DLM XL make functional alternatives to traditional coffee tables. Suitable for inside use in most home or office environments.




Dimensions

Large H650 x W480 x D480 mm

Small H580 x W380 x D380 mm

Featured Products

[Mags Sofa](#)



HAY

Eiffel Table

Designed by Line Depping and Jakob Jørgensen

Based on a simple layering principal, Depping & Jørgensen have created a flexible and multifunctional range of shelving units and tables using cast aluminium leg modules with powder-coated MDF square, triangular or rectangular plates in different sizes. The shelving systems and tables are available in diverse colours, heights and shapes, making them suitable for use in a wide range of private and public contexts.



Dimensions

Coffee Table Square H380 x W650 x D650 mm

Coffee Table Rectangular H380 x W1100 x D500 mm

Side Table Triangle H380 x W520 x D520 mm



Everywhere Tables

Designed by Dan Grabowski

Elegant and versatile, Everywhere Tables is a family of meeting, standing height, training, cafe and occasional tables, all sharing a simplicity designed to minimise the visual chaos in an active space. With a choice of sizes, shapes, heights, bases and finishes, including power options, the tables bring a sense of calm and order to any environment, regardless of the configuration.



Dimensions

H400, 730, 1000 x W600-2200 x D450-1000 mm

20 Day Lead Time

Featured Products

[Wireframe Sofa](#)



Frog Cafe Table

Designed by In The Detail

Frog is a classically elegant yet functional table that is visually light and uncluttered. The base pays careful attention to the scale of the material and repetition of bends, making it a great choice for the workplace, restaurants or in the home.

- Range of dining or meeting tables.
- Base is constructed from cold drawn steel.
- Base is finished with a hard-wearing polyester powder coat.



Dimensions

Square Table H750 x W650, 850 x D650, 850 mm

Circular Table H750 x Dia650, 850, 1050 mm

35 Day Lead Time

Featured Products

[Always Chair](#), [Rhyme Modular Seating](#)



H Frame Coffee Table

Designed by Ward Bennett

A sophisticated design of precise proportions and details, Ward Bennett's coffee and side table suits a variety of environments, from executive offices to elegant living areas. The minimal form allows the design's natural materials to come to the fore. Tops are available in a range of wood, or glass, and its metal frame comes in three different finishes.





Dimensions

Coffee Table H432 x W914 x D914 mm

50 Day Lead Time

Featured Products

[Rolled Arm Sofa](#), [Rolled Arm Chair](#)



GEIGER

H Frame Side Table

Designed by Ward Bennett

A sophisticated design of precise proportions and details, Ward Bennett's coffee and side table suits a variety of environments, from executive offices to elegant living areas. The minimal form allows the design's natural materials to come to the fore. Tops are available in a range of wood, or glass, and its metal frame comes in three different finishes.



Dimensions

Side Table H432 x W508 x D457 mm

50 Day Lead Time

Featured Products

[Rolled Arm Sofa](#), [Rolled Arm Chair](#)



GEIGER

Hew

Designed by Pat Kim

Available in five sculptural forms, and made from solid wood (painted ash or American walnut) Hew can be used individually as a side table or in clusters to make a dramatic yet organic statement.





Dimensions

H330-502 x W362-445 x D318-381 mm

40 Day Lead Time

Featured Products

[Crosshatch Settee](#)



I Beam Coffee Table

Designed by Ward Bennett

Precise angles and a solid demeanour make this Ward Bennett design a versatile pedestal or side table for any home or office environment. Crafted from powder-coated cast aluminium and available in two sizes, it gracefully pays tribute to 20th-century architecture and industrial utility.

Dimensions

H387 x W914, 1016 x D1016 mm

50 Day Lead Time

Featured Products

[Sled Chair](#), [Tuxedo Bench](#)

GEIGER



I Beam Side Table

Designed by Ward Bennett

Precise angles and a solid demeanor make this Ward Bennett design a versatile pedestal or side table for any home or office environment. Crafted from powder-coated cast aluminum and available in two sizes, it gracefully pays tribute to 20th-century architecture and industrial utility.

Dimensions


H368 x W147, 406 x D457, 406 mm

50 Day Lead Time

Featured Products

[Sled Chair](#)

GEIGER



Knot Table

Taking its name from the cartoon like aesthetic of the knotted tube stem, Knot is the perfect height and scale to work with a multitude of seating within the workplace, education, hospitality and domestic environments.

- Mild steel tube base with full round seamless end caps
- Base is finished with hard-wearing polyester powder coat.



Dimensions


Square Table H650 x W400 x D500 mm

Circular Table H650 x Dia550 mm

35 Day Lead Time

Featured Products

[Polly Side Chair](#), [Hush Lounge Chair](#)



Kotatsu Table

Designed by Observatory

Designed by Ayako Takase and Cutter Hutton, this Japanese-influenced collaboration surface serves as an informal gathering point. It is a low table with a large top and has a shelf for holding meeting materials.




Dimensions

H511 x W1194 x D800 mm

40 Day Lead Time

Featured Products

[Swoop Lounge Furniture](#), [Swoop Tables](#)



Layer Tables

Designed by BassamFellows

Scaled to complement sophisticated soft seating lines, glass topped Layer Tables feature secondary shelves in stone or wood visible through the tabletop. The collection's natural materials, soft curves, and subtle detailing evoke a sensuality common to other BassamFellows designs.



Dimensions

Table H407 x W356, 559, 610, 712 x D712, 1168, 1677 mm

L Table H407 x W508, 712 x D1677 mm

50 Day Lead Time

Featured Products

[Tuxedo Lounge Seating](#)



GEIGER

Megaped Table

With a pared down design and robust construction, the Megaped table supports large table tops. Megaped is perfectly suited for workplace meetings or large functions. The minimalistic soft square shaped base and hollow stem allows for maximum leg space and can be fitted with power and data.

- Base manufactured in mild steel tube with aluminium flat plate.
- Base finished with hard-wearing polyester powder coat.
- Power and data available.





Dimensions

Circular Table H750 x Dia1050, 1200, 1500, 2000 mm
 Square Table H750 x W1150, 1500 x D1150, 1500 mm

35 Day Lead Time

Featured Products

[Bounce](#), [Always Chair](#), [Viv Chair](#)



Neu Table

The Neu Table is the latest addition to HAY's Neu Collection. The simple design features a small round or square table top attached to a tubular central pole and angled 4-star pedestal base. Crafted in outdoor powder coated steel or aluminum to offer greater durability and resilience, it has a versatile quality that makes it well-suited to both indoor and outdoor use. Its uncluttered lines give it a sleek, understated expression, making it a popular choice for public spaces such as cafés, offices, as well as private areas such as gardens and balconies.



Dimensions

Neu Table H730 - 1050 x W600 - 700 x D600 - 700 mm

Featured Products

[13Eighty](#)



Noguchi Rudder Table

Designed by Isamu Noguchi

An updated archival piece from 1948, this sculptural and deceptively simple coffee table by Isamu Noguchi stands on two chrome hairpin legs and one in wood reminiscent of a ship's rudder. Graceful and visually light, it is available in walnut, ebony, or white ash finish options.



Dimensions

H400 x W1264 x D908 mm

60 Day Lead Time

Featured Products

[Tuxedo Lounge Seating](#)



Palissade Cone Table

Designed by Ronan and Erwan Bouroullec

Based on the desire to develop a series of tables to complement the Palissade outdoor furniture collection, French design duo Ronan and Erwan Bouroullec teamed up with HAY to create the Cone Table. Its solid base and ultra-thin steel tabletop share the same graphic design idiom as the rest of the series, enabling the table to be strong without being bulky and elegant without being fragile. The series comprises various sizes with round and square tabletops; all featuring a stabilising concrete base. Specifically designed for outdoor use, the powder-coated steel has a protective outdoor primer for optimal durability and resilience. The collection is available in three different colours and is ideal for terraces, balconies, gardens, cafés and public spaces.



Dimensions

Square H740 x W650 x D650 mm

Bar Circle H1050 x Dia600 mm

Circle H740 x Dia700 - 900mm

Featured Products

[Palissade Chair](#)



HAY

Ped Table

A simple thing done well, the Ped table is versatile and unobtrusive with its soft square shaped based. Robust and strong, Ped performs in most environments from hospitality to the workplace.

- Range of coffee, café and poseur height tables.
- Steel tube and flat plate base.
- Base finished with hard-wearing polyester powder coat.



Dimensions

Coffee Table H450 x Dia 650 mm
 Table H750 x Dia 650, 850, 1050 mm
 Poseur Table H1000 x Dia 650 mm

35 Day Lead Time

Featured Products

[Viv Chair](#), [Always Chair](#), [Bounce](#)
[Cloud Booth](#)

naughtone



Pollen Table

The hexagon is a naturally repeating and pleasing shape that lends itself to being used in small clusters, straight lines or tucked into corners. Pollen is a truly dynamic seating and table system.

- Steel base and plywood subframe.
- Topped with high quality foam.
- Base finished with a hard-wearing polyester powder coat or chrome.



Dimensions



H350 x W685 x D600 mm

35 Day Lead Time

Featured Products

[Pollen Stool](#)

naughtone



Polygon Wire Table

Designed by Studio 7.5

In their expression of pure geometry, Polygon Wire Tables provide an elegant solution to the need for all manner of surfaces, at home, the office, and elsewhere. The structure of the table's wire base yields a dual advantage: a symmetry of form that uses minimal material for maximum strength and a logical method for scaling up or down in size and height to accommodate various dimensions of round, triangle, and hexagon tops of painted Formcoat. By unifying the colour of base and top – in a choice of black, white, or graphite – a single table has a subtle appearance, and a gathering of tables creates an organic composition.



Dimensions

Small H406, 508, 660 x Dia 457 mm

Medium H356, 457, 660 x Dia 813 mm

Large H356, 559, 660 x Dia 1219 mm

50 Day Lead Time

Featured Products

[Striad Lounge Chair](#)



Pyramid

Designed by Wim Rietveld

Designed to be functional, light and strong, the Pyramid Table features a steel-sheet base with a rectangular oak tabletop. Originally created by Wim Rietveld while working at Ahrend in the 1950s, the cutout steel collection has been relaunched by HAY together with Ahrend. The table comes in two models – with and without overhang – and is suitable for using in a wide range of educational institutions, corporate environments and private homes. Both variants are available in a variety of wood finishes and base colours that can be coordinated with the Result Chair.



Dimensions


Table H740 x W1400 - 3000 x D650 - 850 mm

Café Table H740 x W700 x D700 mm

Coffee Table H440 - 540 x W455 - 600 x D455 - 600 mm

Featured Products

[Result Chair](#)



HAY

Rebar

Designed by Sylvain Willenz

Sylvain Willenz's Rebar collection is a series of coffee-, side- and tray tables that explores the possibilities of reconsidering construction materials and processes. The design juxtaposes the reinforced steel bar frame with black marble tops and metal trays to create a balanced aesthetic. The tables are available in different sizes in round, square and rectangular shapes, and are suitable for using in private, corporate or public spaces.



Dimensions

Side Table Circular H405 x W450 x D450 mm
Side Table Rectangle H550 x W750 x D440 mm
Small Coffee H405 x W800 x D490 mm
Medium Coffee H330 x W840 x D800 mm
Large Coffee H330 x W1040 x D1000 mm



Reframe Tables

Designed by E00S

The family of coordinating Reframe Tables consist of two structures and three tops, which themselves function as a structural component of the design.

The square structure works with the square and round tops conceived as coffee tables that serve as gathering points for the chairs.

The rectangular structure works for the rectangular top conceived as side tables to be placed between chairs.

Tabletops feature a crisp edge that curves smoothly into a reverse bevel, which provides a foil to the rounded tops of the legs and a complement to the crisp upholstery lines of Reframe Lounge Chairs.

Dimensions

Rectangle H355 x W673 x D483 mm

Square H355 x W673 x D673 mm

Circle H355 x Dia 920 mm

60 Day Lead Time

Featured Products

[Reframe Lounge Seating](#)



GEIGER

Riley

Designed by Sam McMorran

Riley is a staple in the Naughtone portfolio; a beautifully crafted, solid wood pull up table that is a sleek and functional addition to any environment. The wooden table is designed to slide perfectly over benches, or sofa and arm chairs.

- Crafted from solid hardwood and veneer faced moulded plywood.
- Sealed with a light matt lacquer.
- Available in oak or walnut.

Dimensions

H650 x W450 x D550 mm

35 Day Lead Time

Featured Products

[Hush Seating](#)

naughtone



Saiba Tables

Designed by Naoto Fukasawa

A thin, elegant surface affixed to a singular pedestal, the Saiba Table bears the minimalist and functional design signature of its designer, Naoto Fukasawa. Offered in a choice of heights and diameters, with a variety of available material options for both surfaces and bases, these occasional tables bring an understated elegance to any space.




Dimensions

H406, 673, 737 x Dia 762, 914, 1016 mm

60 Day Lead Time

Featured Products

[Leeway Chair](#)



GEIGER

Slit Table

HAY's Slit Table is a geometric steel side table inspired by paper origami techniques. The slim frame appears folded beneath the tabletop, creating a simple yet sculptural form that is reminiscent of traditional Japanese paper art. The Slit Table is available in a selection of different shapes and sizes and is offered in a variety of contemporary colours and finishes. Compact and versatile, it can be used on its own or arranged in clusters in diverse private or public settings.



Dimensions

Hexagon H458 x Dia355 mm
 Round H355 x Dia450 mm
 Oblong H355 x W493 x D275 mm
 XL H355 x Dia650 mm
 High H470 x Dia350 mm



Swoop Side Table

Designed by Brian Kane

Swoop work tables are free-standing, with heights that fit perfectly over an armrest to provide a non-handed work surface. Add an upholstered cushion top to a work table or coffee table to create a stool.



Dimensions


Coffee Table H406 x Dia 406 mm

Work Table H648 x Dia 406, 533 mm

20 Day Lead Time

Featured Products

[Swoop Lounge Chair](#)



Terrazzo

Designed by Daniel Enoksson

Swedish designer Daniel Enoksson's Terrazzo Table features a round- or square-shaped table top crafted in highly functional electro-galvanized steel and powder coated to make it extra resilient. For the designer, Terrazzo was an obvious choice to use as the base, partly due to its excellent durable properties, but more importantly, it has such a unique and distinctive finish that makes an effective contrast against the stark simplicity of the table top. Designed to withstand the outdoor environment, the table is suitable for all kinds of indoor and outdoor use.



Dimensions

Circle Extra High H1050 x Dia600 mm

Circle High H950 x Dia600 mm

Circle Low H740 x Dia700 mm

Square H740 x W600 x D600 mm

Featured Products

[13Eighty](#)



HAY

Trace Small

Designed by In The Detail

The Trace table range is an unmistakable product in the naughtone range. Traditionally seen with a clear glass top, Trace works equally well with solid materials recessed flush into the handmade steel frame. The repetition of shapes makes Trace an exquisitely balanced form, whether it's a coffee table or meeting table.

- Handmade in mild steel.
- Single piece frame finished in hard-wearing polyester powder coat.

Dimensions

Coffee Table H250, 350 x W1100, 850 x D550, 850 mm

Side Table H450 x W450 x D300 mm


Coffee Circular H350 x Dia 600, 800 mm

35 Day Lead Time

Featured Products

[Hush Seating](#), [Viv Chair](#),
[Knot Table](#), [Riley](#)

naughtone



Tray Table

The metal Tray Table is a multi-functional piece of furniture that can easily be adapted to fit your needs. When the tray top is in place, it can be used as a bedside table or coffee table, and when the tray top is removed, it becomes a regular tray that can be used to carry items.



Dimensions

Tray Table S H340 x W300 x D300 mm

Tray Table M H440 x W400 x D400 mm

Tray Table L H540 x W600 x D400 mm

Tray Table Coffee H390 x W600 x D600 mm



HAY

Tulou

Designed by GamFratesi

GamFratesi's Tulou Table was inspired by the traditional design of a tray table and the extra functional dimension it offers.

Comprising two basic elements – a spun steel round tray with a firm, easy-to-hold edge and a four-legged frame in tubular steel – the minimalistic design enables the tray to be moved around different spaces. Available in a choice of sizes, colours and finishes, its flexible design means it is suitable for use in a wide range of private and public contexts.



Dimensions

Small H350 x W550 x D550 mm

Large H350 x W750 x D750 mm



HAY

Tuxedo Tables

Designed by BassamFellows

Tuxedo Tables have the same pencil thin steel bases as the original Lounge System. The tabletops are veneered panels with a solid wood, carved frame. Smaller trays can be added to nest on the table for serving or to form a layered table surface. Tables come in two sizes in ash or walnut with edges of a carved, solid wood frame.



Dimensions

Rectangle H356 x W711 x D508 mm

Square H356 x W711 x D711 mm

Two Piece H356 x W1422 x D711 mm

60 Day Lead Time

Featured Products

[Tuxedo Lounge](#)



GEIGER



Storage



Eiffel Shelving



Hudson



New Order



Sideboard



Woody

Eiffel Shelving

Designed by Line Depping and Jakob Jørgensen

Based on a simple layering principal, Depping & Jørgensen have created a flexible and multifunctional range of shelving units and tables using cast aluminium leg modules with powder-coated MDF square, triangular or rectangular plates in different sizes. The shelving systems and tables are available in diverse colours, heights and shapes, making them suitable for use in a wide range of private and public contexts.



Dimensions

Square 4-Layer H1100 x W520 x D520 mm
Triangle 5-Layer H1450 x W520 x D520 mm
Square 6-Layer H1820 x W800 x D400 mm



HAY

Hudson

Hudson is named after the iconic housekeeper of 221B Baker Street. As the keeper of the coats, Hudson maintains its presence in the room even when filled with coats. Functional and beautiful, the Hudson coat stand has a residential appeal that perfectly complements other products in the naughtone range that feature oak, walnut or folded steel.

- Functional yet beautiful with broad appeal
- A simple construction of solid hardwood legs and steel rails
- Available in oak or walnut
- Perfectly complements other oak or walnut based products
- Folded steel available in black or white
- Has a residential appeal with commercial properties

Dimensions




H1620 x W640 x D560 mm

35 Day Lead Time

Featured Products

[Pullman Chair](#)

naughtone



New Order

Designed by Stefan Diez

New Order 2.0 has been adapted and developed to fit the ever-changing demands of the work environment. Together with the HAY team, Stefan Diez has elevated the functionality and quality of the entire New Order System by extending the long list of customizable parts and accessories. The innovative modular system's components now include tables in a range of heights, as well as steel doors, drawers and panels that can be added without tools and still withstand the everyday use of a busy office. Accessory elements such as, cable management, textile panels, trolleys, sheet metal shelves, lighting components and screens have also evolved, and are adaptable to specific spaces and needs. An unlimited amount of combinations and size possibilities allows the New Order System to grow together with your workspace.



Dimensions

Modular System, 1 Block H355 x W1500 x D340 mm



Sideboard

Sideboard works effortlessly as a storage unit, whilst sitting unnoticed in a space. Equally, Sideboard holds its colour very well and can be a great way to add a splash of colour to an interior.

- Seamless, one piece construction
- MDF core with wood veneer or colour lacquer finish
- Sled base finished with hard-wearing polyester powder coat




Dimensions

Small H750 x W1200 x D500 mm

Medium H750 x W1600 x D500 mm

Large H750 x W2000 x D500 mm

35 Day Lead Time



Woody

Woody was originally designed for inventory use, but after much demand this ladder-inspired shelving system was soon put into commercial production. Woody's beauty lies in its open simplicity and industrial expression that leaves construction parts and joint details exposed. Woody is available in several different sizes and can be used as a free-standing shelving system, against a wall or as a room divider.



Dimensions

Column Low H855 x W755 x D445 mm
Column High H1965 x W755 x D445 mm
Woody Low H855 x W2065 x D445 mm
Woody High H1965 x W2065 x D445 mm

Featured Products

[Nobody](#)



HAY

